

— The Z-Code —  
Sports Investing

# Bible

Vol 2



Trey Richards

———— **The Z-Code** ————

**Sports Investing**

**Bible**

---

An Inside Look Into the Tools, Strategies,  
and Principles behind Winning Sports Predictions

Featuring Contributions  
from Z-Code System's Expert Handicapping Team

**Trey Richards**



This book is your free gift from [www.ZcodeSystem.com](http://www.ZcodeSystem.com)  
Feel free to share it with your friends but never resell it

You are not alone.

Struggling to find success betting sports? Tired of empty promises and scams from handicapping services? The Sports Investing Bible takes the gambling out of sports betting by explaining verified, winning systems that really work. This book is what the sports investing industry needs - an inside look into proven, successful strategies.

The Sports Investing Bible is a crash course in sports investing that destroys popular misconceptions and provides invaluable sports prediction analysis tools. We outline several winning systems from experts that make a living through sports investing and explain a winning approach to sports investing. Armed with the best tools in the industry and a proper mindset, sustaining profits is easier than ever before.

# Contents

Introduction	5
Nine Myths and Mistakes in Sports Betting	6
How To Avoid Handicapping SCAMS & Most Common Newbie Mistakes	21
Z-Code's Essential Sports Investing Tools	24
Building Your Profitable System With The Tools of Z-Code	32
Getting Started With Z-Code Bonus Tools	37
The Z-Code Oscillator	42
Anti Public Insider System Video Tutorial: Why Vegas Always Wins?	48
"Sharp" Gut feel bettors vs. Vegas (true story)	52
The Cyclical Nature of Sports Investing	56
The Importance of Money Management	59
Z-Code Expert Systems and Advice	65
How To Start Profitable Investing in the NBA	70
Creating Value - How to Maximize Profit	75
Winning With Totals: Joao's Famous Over/Under MLB System	79
The Importance of Bullpen Exhaustion in Baseball Predictions	87
Mark's Z-Code Filtration System	90
Secrets of Handicapping the NFL: How to Find an Edge	93
How To Become A Soccer Pro Bettor: Important Stats And Trends from Beginners to Advanced	97
How to win on tennis, secrets of pro tennis handicapping and tennis live betting	103
From Bettor to Investor: owning your Sports Investment Company	110
Conclusion	121

# Introduction

Most handicappers fail. Whether through poor money management strategies, trusting the wrong professional services, or a short-term mindset, the majority of sports bettors lose in the long run. It is very difficult to beat the commission that all sportsbooks charge for bets. That's what makes the long-running success of the Z-Code System so amazing.

The sustained success of the Z-Code System has prompted the creation of this manual. **The Z-Code Sports Investing Bible** is a comprehensive guide to successful sports betting. We will debunk popular myths surrounding sports betting, outline the proper mindset of a successful handicapper, showcase Z-Code's finest investing tools, and detail a few of the profitable expert systems and success stories of the Z-Code System.

The Z-Code System was developed as a winning sports investment community to help bettors of all experience levels be profitable. Through the use of innovative sports betting analysis tools, a proven computer algorithm for sports predictions, and the opinions of verified experts, the Z-Code System is extremely successful. At the conclusion of the 2012 MLB season, for example, all documented expert forums and proven Z-Code trends were profitable.

Sports investing is more than simply gambling on sports. Much like investing in stocks, sports investing is a long-term, profitable process when done correctly. Unlike stocks, the outcomes of sports investments depend solely on internal, predictable factors. The New York Yankees perform just as well in any economy, unlike the performance of IBM and other popular stocks.

Join us as our experts outline the keys to becoming a successful handicapper and the many lucrative benefits the Z-Code System community has to offer.

We hope to see you inside.

Sincerely,

The Z-Code Sports Investing Team



# Nine Myths and Mistakes in Sports Betting

(Betting Wisdom 101 by Z-Code Experts

Trey, Mike and Alberto)

Don't even think about investing in sports before reading this!  
Avoid the amateur mistakes others make when losing money in  
sports betting!

## Myth #1: Win Rate

Should the success of sports prediction services be measured  
in "win rate" or profit? Can you go to the store and pay with  
a high "win rate", or would you rather prefer the cash? In the

end, long-term profit is the only measure of quality in a sports prediction service. Win rate is one of the most irrelevant statistics in sports investing, often used by handicappers as a trap to lure new accounts.

As you know, many professional handicappers offer high win rates of up to 99%, luring novice bettors into their scam. 99% accuracy for sports picks is a myth, while accuracy rates of 53-60% are considered to be elite among professional handicappers. A high win rate does not guarantee profit, but seems important to the untrained eye.

**Let's take hypothetical scenarios for Bettor A and Bettor B as examples:**

**Bettor A** makes relatively safe bets on strong favorites with odds like 1.35 (-300). After 10 bets, Bettor A has won seven wagers and lost only three. The result is an impressive 70% win rate, which gets advertised as a triumphant success by his handicapping service. A closer look, however, reveals that Bettor A's strategy is deeply flawed.

Using one-unit wagers, Bettor A made  $(1.35 \times 7) - 7 = \$2.45$  on seven winning wagers.

With the same one-unit bets, Bettor A lost  $1 \times 3 = \$3$  on three losing wagers.

The total is a net loss of \$0.55 units for every ten wagers made in this system.

Despite a gaudy 70% win rate, Bettor A actually loses more than half a unit for every ten bets.

**Bettor B** makes riskier bets on underdog lines with greater value. Though Bettor B recognizes that a 70% win rate is unlikely on odds like 2.10 (+110), there is long-term value to this strategy. Bettor B made ten bets and won only five, losing the other five wagers. The result is a meager 50% win rate, which at first glance appears inferior to the strategy of Bettor

A. A deeper look reveals Bettor B's strategy is actually rather impressive.

Using the same one-unit wagers, Bettor B made  $(5 \times 2.1) - 5 = \$5.50$  on five winning wagers.

With one-unit bets, Bettor B lost  $1 \times 5 = \$5$  on five losing wagers.

With just a 50% winning rate, Bettor B made a profit of \$0.50 units for every ten bets.

A high win rate does not guarantee profit. The only proper gauge of the success of a sports investor should be long-term profit and bankroll growth. Successful system betting approaches can turn a profit with win rates as low as 37%. Conversely, sports investors can win the vast majority of picks and still lose money. The only long-term measurement for success is profit, particularly when money management principles are properly applied to a winning system.

Don't be fooled by services featuring a high win rate! Profit is all that matters!

## Myth #2: The "All or Nothing" Approach

A common mistake among sports investors new to prediction services is the expectation of immediate gains. Sports investing must be viewed as a business with long-term goals. Short-term "**all or nothing**" approaches lead to lost profits and aggressive mistakes. Chasing losses with poor money management is no way to approach sports betting. Amateur bettors are doomed to fail in any business with an all or nothing strategy.

If opening a restaurant, would you close down if the first few days didn't bring profits? Sports investing needs to be viewed with the same mentality as operating a **business**. Those that



completely revamp their approach to chase short-term losses are the restaurant owners that shut down after only a few days. Sports investing is a process that requires **long-term** commitment. Expecting substantial gains without a long-term mindset will only result in failure. Inconsistency is the equivalent of getting hired for a project and asking to be paid a few hours into the job.

The only way to be profitable in sports investing is to adopt a long-term mindset and remain consistent. Those that fail to understand this concept are doomed to fail. Sports investors with short-term goals will jump from one capper to the next expecting wins every day. When they fail to get daily winners, they will inevitably give up with a net loss. This is a sure road to failure!

Remember to treat sports investing as a process and consider your results on a monthly or season-to-season scale. By doing so, you will not chase short-term losses and can protect the profits that come from following proven sports handicappers. Those that adopt a long-term strategy will be able to manage their way through losses to enjoy the last laugh when they cash in each season.

## Myth #3: “The Fix” and Insider Information

The concept of **“the fix”** is a widespread belief amongst amateur bettors to explain away improbable sports outcomes. Occasionally, accusations of a fix even make it into respected books and magazines. While there have been a few scandals over recent years involving point shaving and corrupted referees, the fix has largely been eradicated from major professional sports. Dirty money no longer talks like it once did in team sports.

Over the last 15 years, the salaries of professional athletes have skyrocketed. Important players, who would need to be

bribed or corrupted to fix the outcome of a game, make millions of dollars each season. Players stand to make even more from endorsements and advertisements, which would be lost if they were ever caught tampering with the integrity of a game. Moreover, it would cost a substantial amount of money to bribe and corrupt multiple superstar players. The amount being wagered would be so large that multiple sportsbooks would need to be used to cover dirty investments and the money won would not go unnoticed. In the end, the system is unlikely to exist on such a large scale in modern sports. Additionally, the multiple Z-Code experts consistently generating profit would not be able to do so if the games weren't honest. In the end, "the fix" is largely a thing of the past.

**"Insider information"** is another common myth that scheming handicappers use to attract clients. The promise of insider information is more realistic than the idea of a fix, but just as mythical. Many professional handicapping services claim to have secret information behind their success. If they win, the user feels privileged to be connected to insider information. When the service loses, the service claims their inside information changed at the last minute and they were unable to relay the message in time. This is a road to hell.

There is no insider information that can be relied on consistently. Even if your brother is a professional basketball player, you are unlikely to receive special information that will regularly influence the outcome of a game. Insider information is little more than a lowlife scam used by handicappers to attract new clients.

Virtually all successful sports bettors work hard at handicapping. We don't simply roll out of bed and make bets. We don't utilize **"inside information"** to analyze games. The information used to analyze games is readily available to anyone that makes the effort to find it. To profit from handicapping, you should expect to make a similar effort and not expect **"magic fixes"**. Any services promising otherwise are dishonest.

## Myth #4: Worrying About Day-to-Day Losses

Short-term losses are inherent in even the most successful sports prediction systems. By worrying about day-to-day losses and allowing small losses to influence money management strategies, a sports investor jeopardizes the long-term profit of a winning system.

Every system has losses along the way. Worrying about losses will only hurt profitability. When you get stressed, you'll be tempted to jump off the wagon at the worst time and lose winning picks that come after any drawdown in a proven system. **Remember, after every rain shower comes the sun.**

A good handicapper should be transparent with documented and verifiable profits in a winning system. Following a good handicapper's system is like a long flight in that there may be some turbulence along the way. By enduring short-term losses with smart money management strategies, long-term profits are protected in a winning system. When you follow a good handicapper, trust their proven system and always consider results with a long-term scope. Don't expect the system to be profitable each week, but evaluate profits on a monthly or season-to-season basis.

**Stick to the rules and win.**

## Myth #5: "Beating the Bookies"

A common misconception of novice sports bettors is that winners are beating the bookies. The truth is that the **bookies always win**. Professional handicappers beat the losers.

Losers are casual gamblers that don't have a system or bet with emotion. Those that simply support a favorite team by betting blindly suffer long-term losses that make bookies rich. By

developing or following a winning system, handicappers beat these losers.

Bookies collect a commission on all the lines they offer, known as the juice. No matter who wins, the bookie always gets a commission. As a result, one cannot simply follow favorites and expect long-term profit. Following sportsbook favorites is a guaranteed path to failure. Statistically, sportsbook favorites only win 56% of the time with odds of 1.66 or worse. Over the course of 100 flat bets on heavy favorites, novice bettors are unlikely to beat the odds.

### **Example: 100 Bets on Heavy Favorites**

On 56 winning wagers, this strategy averages  $56 \times (1.66 - 1) = \$36.96$  profit.

On 44 losing wagers, this strategy averages a net loss of  $44 \times 1 = \$44$ .

The net loss is over seven units when utilizing a strategy that only bets on heavy favorites. Despite winning the majority of your bets, it is extremely difficult to turn a profit by betting only sportsbook favorites at strong odds.

Favorites seem to be “stronger teams”, but a winning strategy seeks value. In professional sports, the difference between the best and worst teams is not as great as it may appear. Blindly following favorites is proven to be a losing strategy.

## **Myth #6: Professional Handicapping Services**

Many sports investors question the value of seeking professional handicapping services for advice. Since data is publicly available, it can sometimes be difficult to understand the value of a professional service.

Truth be told, it's virtually impossible to gain a competitive edge, much less exploit sportsbook odds for a profit, **without dedicating hours upon hours to the craft**. Working with a professional handicapper for sports investing is like working with a stock broker while developing a financial portfolio. Even though information is publicly available, time and professional experience give expert systems value.

The most challenging issue regarding the use of professional handicapping services is the abundance of fraudulent services in the market. The key to finding success following an expert handicapper is distinguishing reputable handicapping services from money-stealing scams.

Be wary of services that offer "free" picks. **Remember, free cheese only exists in the mousetrap!**

Certain guarantees from handicapping services give the illusion of credibility, but many are built into the scam. For instance, an offer of an extra week of service if the user fails to generate a profit is hardly a guarantee at all. A guarantee for an extra week of a faulty product only doubles your losses in the end, while the handicapping service scheme keeps all payments. The only legitimate guarantee is for your money back, and even then you've lost your investment on whatever picks the losing service has generated for you. In the end, winning is all that matters with a handicapping service.

The key to winning in sports investing is setting long-term goals, utilizing proper money management, and acquiring the guidance of a winning handicapper. Winning is what sports investing is all about. With hard work, discipline, money management, and some luck, sports betting can be an exciting and profitable form of investment. Avoid the tricks of fraudulent services and find a winning handicapper!

## Myth #7: Stop Gambling, Start Investing

**We HATE Gambling!**

Two red dice are positioned to the right of the text. One die is slightly behind and to the left of the other, both showing different faces.

Sports investing is about mitigating risk with long-term results to take the gamble out of sports betting. This system is not for you if you are drawn to sports investing for the thrill of potentially losing your bet. The Z-Code System was developed to produce profits every month. We do not follow sports for the sake of gambling, nor are we simply fans. Sports investing is strictly business for us, and as awful as it may sound, we do it for the money.

The truth is the Z-Code System is not about gambling on sports. Z-Code is about following the system and winning in the long run. Treat sports investing as a business. We do not gamble.

Money management is at the heart of long-term success in the Z-Code System. In addition to access to winning predictions and picks, money management is the key factor in determining the success or failure of a handicapping system. Money management principles are frequently overlooked, but failing to exercise proper money management can destroy a winning system. By chasing short-term losses, being inconsistent and aggressive with wager sizes, or not properly limiting the impact of a losing streak, a successful long-term system can have devastating short-term results. Even if a system is winning, poor money management will lead to losses. Money management is essential in any system.

The concept of proper money management can seem obscure to undisciplined bettors. Money management involves incorporating controlled bankroll risk into a system on a weekly basis. Determining how much to risk is a crucial factor in a successful system, and conservative long-term approaches to

money management systems are extremely profitable. Money management helps sustain profits while limiting risk through consistency. Because risk is unavoidable, proper money management strategy requires discipline to earn a profit while mitigating losses. In the end, money management is crucial to success.

### **Money Management and Following the System Is Everything!**

**CONSISTENCY** is crucial to successfully following a system in sports investing. There is losing and winning throughout any system. No system can win every day! It is important to realize that sports investing is a **PROCESS**.



***The sports investing is a disciplined, responsible method of sports betting focused on the principle of money management. The principles of sports investing allow you to maximize your profits while minimizing your risk.***

Even the best systems will lose on occasion. In fact, some losing streaks can last for days even in great systems. The idea behind money management is to limit bet sizes and endure losing streaks in order to capitalize on the wins that follow. Many are tempted to abandon winning systems that go cold. The issue with prematurely abandoning a winning system on a losing streak is that the winning picks that recoup losses are also abandoned.

Money management principles also apply to short-term anxiety. During the same losing streaks that cause amateur handicappers to abandon winning systems, many take to an aggressive approach to recoup losses all at once. In the end, abandoning conservative money management strategies can cause devastating losses in the short-term. Consistently following a system and limiting long-term risk is crucial to successful handicapping.

Z-Code System's many talented experts and Z-Code's computer-generated suggestions are proven to win in the long-run. The system is fully-verifiable, documented, and proven. However, successful sports investing requires commitment and consistency. Without a long-term approach, even winning systems can lose.

## Myth #8: Fully-Automated Betting

Fully-automated betting is a popular myth in the sports investing community. The idea calls for robotic betting systems that consistently spit out profits each week.

Fully-automated betting is the **lazy man's dream**. Simply place money into a sportsbook account, "attach" a robot via sophisticated software, and let the software place winning bets for you. Through this magical system, a gambler doesn't need to analyze games or think. The user needs only to check their account once a week and hit the "**withdraw profits button**". Many scams lure accounts into their trap using this trick.



The truth is that fully automated public betting robots do not exist.

Computer algorithms can be one useful parameter for sports investing, but fail when they go unfiltered. Blindly trusting a robot to make bets for you is a dangerous strategy. Sportsbooks manipulate lines to ensure profits, and computerized systems with finite bankrolls fail as a result.

Z-Code predictions stem from a combination of expert opinions and computerized analysis. Within the multi-parameter Z-Code system, the responsibility of money management, which picks to follow and how will always be with the individual sports



investor. Expert guidance is an equally important component to the proven success of the Z-Code system. To rely solely on a robotic system and trend analysis is a recipe for failure against sportsbooks.

In the end, fully-automated betting is like a hammer with an electricity cord.



## Myth #9: The Trend is Your Friend... With a Knife



In the modern era of sports, you can find a trend to support pretty much anything. Sports preview writers like to use obscure trends for perceived credibility, while sportsbooks offer trends to bettors to influence and support their wagers. Many trends are

dated and irrelevant, and wading through erroneous data will go a long way towards successful trend analysis.

What trends are truly relevant? How long before a trend can no longer be relied on? Can trends be trusted regardless of how smart they sound when players, coaches, and circumstances are continually changing for each team?

In hockey, for example, a popular trend is the performance of a goaltender against a given team over the course of their career. These trends continually pop up despite changing rosters, even when a goaltender has changed teams. How relevant is a goalie's lifetime success when he plays for a new team and both rosters are drastically different?

Even recent trends can be manipulated to support both sides of a wager.

**Handicapper A gets a gut feeling that the Detroit Red Wings Vs Chicago Blackhawks total will go OVER.**

His bookie is happy to supply trend analysis to support his inclinations:

The total has gone OVER in 4 of Chicago's last 6 games.  
The total has gone OVER in 8 of Chicago's last 10 games on the road.

Satisfied that trends support his bet, Handicapper A concludes his research and bets with confidence.

**Handicapper B gets a gut feeling that the same game will go UNDER.**

His bookie is once again happy to help with trend analysis:

The total has gone UNDER in 6 of Detroit's last 8 games when playing at home against Chicago.

The total has gone UNDER in 6 of Chicago's last 8 games when playing on the road against Detroit.

Satisfied that trends support the under, Handicapper B also bets with confidence.

Both players increase their wager confidence after finding trends to support their bets. The sportsbook they both use gets a larger commission off the juice because the trends allowed both handicappers to bet with confidence.

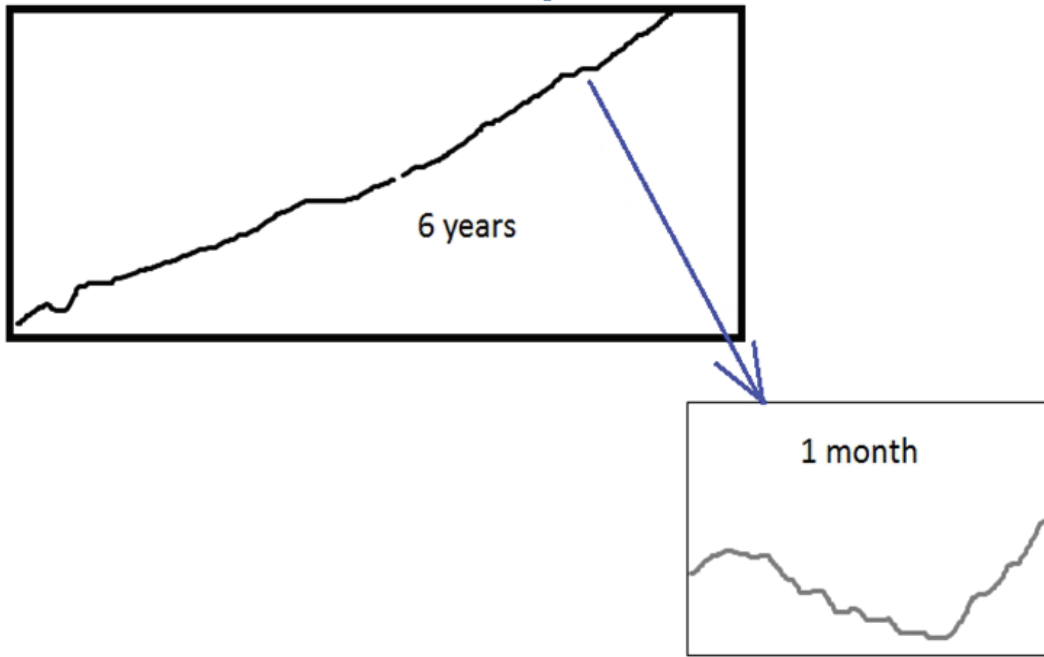
Manipulated trends can be extremely dangerous when handicapping. Trends can be your friend when analyzed properly, but all too often statistics and trends prove erroneous.

## How to be a Winner

The key to successful sports investing is **consistency with a long-term mindset**. By understanding the nine myths that many gamblers fall victim to, you'll be a winner with proper money management and the right tools. If you allow short-term losses to dictate strategy, failure is inevitable. Sports investing is no get-rich scheme, though the industry is filled with scams. Finding a winning handicapper and a successful system is crucial.

The real treasure of the Z-Code community is access to winning picks and knowledgeable experts. Z-Code offers the opportunity to learn how to be successful with long-term, proven systems. By following a winning system with proper money management, you are guaranteed to be a winner.

The graph below shows a profitable chart with a growing bankroll over six years. However, if we zoom in to a one-month period, we see that losing weeks and months do exist in winning systems. Most novice sports bettors fail to understand the value of a long-term perspective. As this graph below proves, long-term success is riddled with short-term losses. Perseverance and consistency determine success when following a winning system.



*Remember, always see the Big Picture! Sports investing is a PROCESS!*



# How To Avoid Handicapping SCAMS & Most Common Newbie Mistakes

By Trey Richards

In this article, I want to give you useful advice and warnings on how to avoid sports pick scams and also show you how to avoid the most common mistakes that newbies make by falling into traps of scammers in sports betting industry.

You see, in a niche overcrowded by scam artists and so called “**guru handicappers**” selling sure bets and “**guaranteed locks of the century**” for hundreds of dollars through online advertising and even via radio commercials, it’s very hard to find genuine products that really work.

I am sure you’ve lost money several times trying to buy such so-called “guaranteed winners”, usually just in time to see the “guru” go on a cold streak and start losing all bets.

When it comes to providing proof, the scammers usually tell you **“I am 9 wins 1 loss in the last 10 games!!”** Don't be fooled by this trick. The short term wins provide no guarantee about the long term success. If you're smart, you'll ask him, “what about other 100 bets that you lost before the hot streak?”

This is exactly why [Zcode](#) decided to start a **Public Anti-Scam Challenge**. We opened several accounts at **independent 3rd party monitoring** sites such as Pickmonitor and BetDog with the purpose of doubling the bankroll in public, in front of your eyes!

And we succeeded. Not just once, not twice... we doubled the bankroll 5 times on different sports and different systems!

Below, you will find the doubled accounts so you can verify them yourself.

These are not some lucky 10 big bets that doubled but a solid streak of 250-300 picks displaying our long term performance!

Fresh bankroll (just doubled today) 227W - 84L, **+30 752,66** EUR Profit.

<http://www.betdog.eu/profile/ZcodeBankrollBuilder2>



Previous one:

<http://www.betdog.eu/profile/ZcodeBankrollBuilder>

**293 Win - 71L + 23 431,30 EUR Profit**

Bet365	Carolina Hurricanes (-1.5) v Tampa Bay Lightning (+1.5)	Handicap 2-way (FT)	2	✓	1.30	600,00 EUR	+429,60 EUR
	New York Rangers (+1) v Washington Capitals (-1)	Handicap 2-way (FT)	1	✓	1.32		
Bet365	Carolina Hurricanes (-1.5) v Tampa Bay Lightning (+1.5)	Handicap 2-way (FT)	2	✓	1.34	300,00 EUR	+222,60 EUR
	New York Rangers (+1) v Washington Capitals (-1)	Handicap 2-way (FT)	1	✓	1.30		
Bet365	New York Rangers v Washington Capitals	Away Total (FT)	<2.5	✓	1.74	100,00 EUR	+74,00 EUR
Bet365	New York Rangers v Washington Capitals	Home Total (FT)	>2.5	✓	1.66	200,00 EUR	+132,00 EUR
Bet365	New York Rangers (-1) v Washington Capitals (+1)	Handicap 2-way (FT)	1	✓	2.50	100,00 EUR	+150,00 EUR
Bet365	New York Rangers v Washington Capitals	Moneyline 2-way (incl/OT)	1	✓	1.66	300,00 EUR	+198,00 EUR
Bet365	New York Rangers v Washington Capitals	Moneyline 2-way (incl/OT)	1	✓	1.66	600,00 EUR	+396,00 EUR
Bet365	San Antonio Spurs (-8) v Milwaukee Bucks (+8)	Handicap 2-way	1	✓	1.30	375,00 EUR	+112,50 EUR
Bet365	Denver Broncos (-14.5) v New England Patriots (+14.5)	Handicap	2	✓	1.263	200,00 EUR	+98,57 EUR
	Seattle Seahawks v San Francisco 49ers	Total Points	<50.5	✓	1.182		
Bet365	Chicago Blackhawks (-2) v Boston Bruins (+2)	Handicap 2-way (FT)	2	✓	1.24	573,00 EUR	+279,62 EUR
	Carolina Hurricanes (-2) v Tampa Bay Lightning (+2)	Handicap 2-way (FT)	2	✓	1.20		
Bet365	Carolina Hurricanes v Tampa Bay Lightning	Away Total (FT)	>2.5	✓	1.90	150,00 EUR	+135,00 EUR
Bet365	Paris SG v Nantes	Home Total	>1.5	✓	1.33	300,00 EUR	+99,00 EUR
Bet365	Atlético Madrid v Sevilla	Home Total	>1.5	✗	1.44	225,00 EUR	-225,00 EUR
Bet365	Chicago Blackhawks (-1) v Boston Bruins (+1)	Handicap 2-way (FT)	1	⊖	2.00	300,00 EUR	0,00 EUR
Bet365	Chicago Blackhawks v Boston Bruins	Moneyline 2-way (incl/OT)	1	✓	1.64	300,00 EUR	+192,00 EUR

We had 3 more before doubled as well, in 2013 and 2014!

Remember, only proven systems can bring you long-term profit on sports investing.

**When choosing a system to follow, always make sure that:**

- It's backtested and there is solid verified proof
- Results are long-term and not just a short-term lucky streak
- The system is technical and does not rely on handicappers "gut feeling" but on solid mathematical formulas and trends.
- Money Management is carefully planned. All "what if" situations are taken care of.

You will find more of such advice, tips and picks at ZcodeSystem.com , so don't sell yourself short. [Join Z-Code](#) now and change your 'luck' with proven long-term strategies and trends. Good luck to you and let's win together for years to come!



# Z-Code's Essential Sports Investing Tools

The Z-Code System for sports investing predictions utilizes innovative tools that guide research and analysis. In addition to our famous computerized prediction services and expert analysis, these tools help filter selections by adding useful parameters to any system.

New to sports investing? Each tool comes with a comprehensive video tutorial!

During the last 12 years, Z-Code's sports investing laboratory has developed a variety of essential tools to help sports investors win. These tools are outlined below:



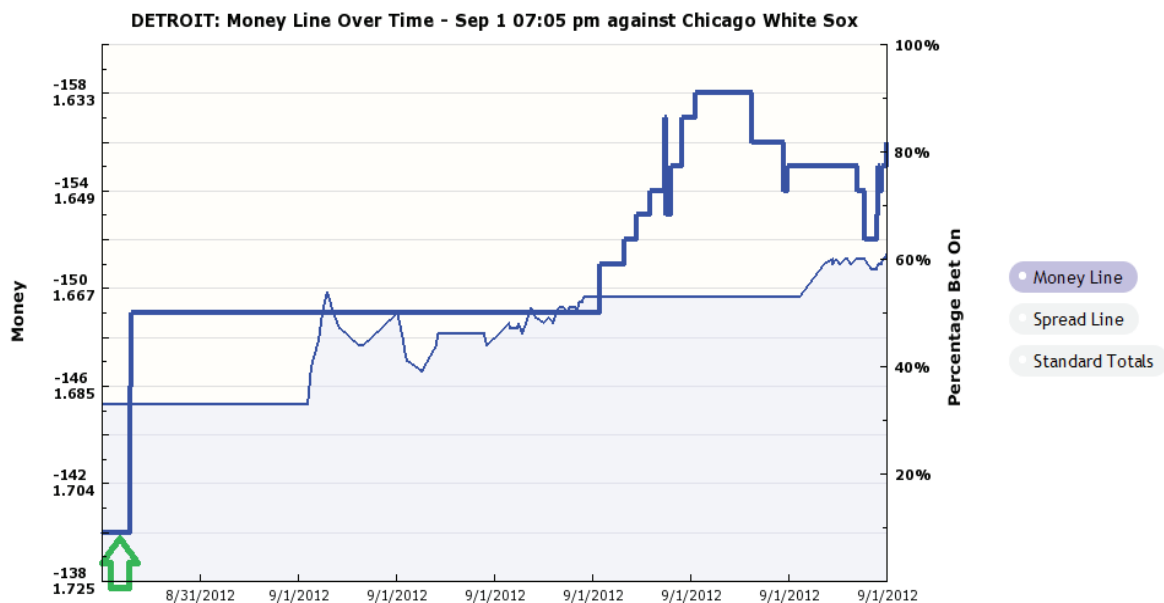


## Z-CODE LINE REVERSALS TOOL:

<http://linereversals.com>

**Line Reversal Tool** – Never bet blindly! Most lines are never a 50/50 split amongst the public. The Z-Code Line Reversal Tool shows LIVE changes in Las Vegas lines, spreads and totals as lines are manipulated to influence public money. Public percentages are displayed with charts that show line movement as it happens in real time. This powerful tool allows you to see live updates as “smart money” pours in. The Line Reversal Tool identifies sharp bettors placing their bets. This tool is essential for serious sports investors that want to avoid betting with the losing public and against Las Vegas. An easy video tutorial is included!

An example is detailed below:



### The Z-Code Line Reversal Tool Features:

1. LIVE real time odds and charts.
2. No delays – updates occur LIVE!
3. No middlemen - odds come directly from trusted sportsbooks.

4. No extra fees - Z-Code Members have free access to all Z-Code tools!
5. AUTO-UPDATE: No need to refresh the page.
6. One-click switch to the next game for east page navigation.
7. Calendar allows you to check lines from archived games.
8. ODDS in TWO formats - friendly to US and EU members.
9. NO CONFUSION: We clearly interpret line movements and which team is displayed.
10. Public percentages are shown on the chart!
11. Smart and sharp money alerts!

Video Tutorial for Line Reversal Tools:

<http://youtu.be/rJ3kCoBZFMl>

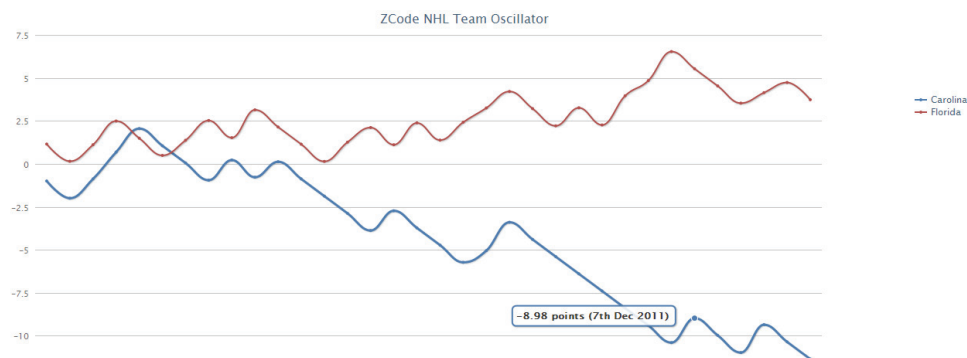


---

### **Z-CODE OSCILLATOR:**

[http://zcodesystem.com/mlb\\_oscillator/](http://zcodesystem.com/mlb_oscillator/)

Betting Moneylines? The Z-Code Oscillator is a helpful tool that shows the current strength of two opponents through a simple line chart. These charts allow for an easy comparison that predicts performance trends. The oscillator works in conjunction with other Z-Code parameters with a high success rate. Team status, current record, recent performance, and the difference (Delta) between the current conditions of two teams all factor into oscillation data.



---

## Z-CODE TOTALS PREDICTOR:

[http://zcodesystem.com/totals\\_predictor](http://zcodesystem.com/totals_predictor)

Betting Team Totals? Making Over/Under Wagers? The **Z-Code Totals Predictor** and its accompanying video tutorial allow for easy totals prediction and trend analysis. Based on Z-Code Expert Jonathan Ma's highly profitable system concepts, the Z-Code Totals Predictor is a unique tool with a high success rate!

Much like the oscillator, the totals predictor provides an easily interpreted chart that compares a team's performance to the over/under line set by Las Vegas. Team performance oscillates along the graph, allowing the Z-Code Totals Predictor to forecast scoring potential.

Video tutorial: <http://youtu.be/UMTL0hiHR8s>

### Winning with the Z-Code Totals Predictor:

1. Progression systems are extremely successful because the Z-Code Totals Predictor, when interpreted correctly, rarely fails four times in a row.
2. Ignore all games with unclear signals. Discretion is a crucial element to a successful betting system.
3. Be sure of starting lineups; Backup players can drastically influence forecasting success.

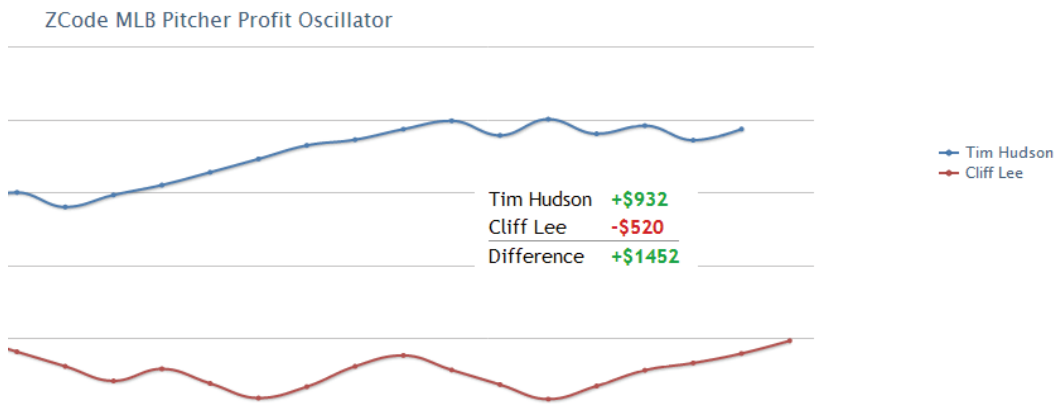
4. Remember that teams tend to perform worse on the road.
5. The opinions of Z-Code experts are a key parameter to Totals Prediction Systems. If all parameters do not align with confidence, it is best to avoid betting on a game.



## Z-CODE MLB PITCHER PROFIT OSCILLATOR:

<http://zcodesystem.com/mlb>

The **Z-Code MLB Pitcher Profit Oscillator** displays recent pitcher performance in a simple chart. This oscillator is based on whether a team wins a game in which a pitcher starts, not necessarily a pitcher's record. The oscillator allows for an easy comparison between two pitchers by displaying their recent performance, current trends, current team status, pitcher profitability throughout the season, and the difference (delta) between two pitchers' current profitability.



Each pitcher is evaluated solely on how much profit they have generated for sports investors in their starts. Avoid unprofitable pitchers and the traps set by recognizable names by using the Z-Code Pitcher Profit Oscillator!











## POWER RANKINGS:

[http://zcodesystem.com/pr\\_indicator](http://zcodesystem.com/pr_indicator)

### Z-Code Power Rankings Indicator for All Four Major Sports!

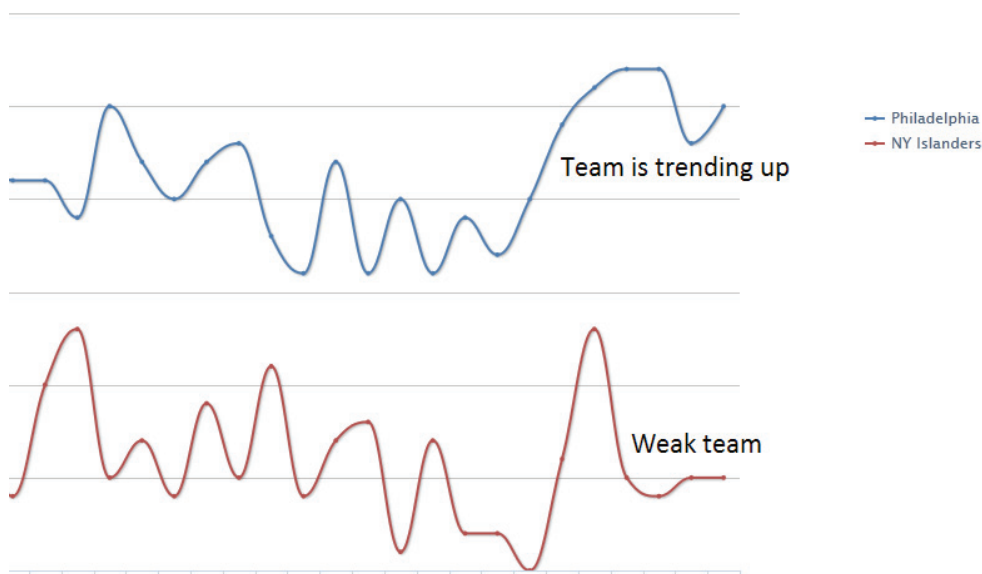
Another feature of the Z-Code System is its automatically updated, daily Power Rankings for NHL, NBA, MLB, and NFL teams. Power Rankings show the real condition of teams based on internal system indicators, not just wins and losses. Power Rankings tend to be more useful than simply identifying a team's place in the standings as a performance forecasting parameter.

Daily Power Rankings are useful to professional bettors because they allow for a current explanation of the REAL performance of a team. The place a team has in the standings may only tell half the story. Traditional standings tables will still show a high position for the team that has collapsed if they still have a high place in the standings. Power Rankings are a key parameter to successful sports investing.

Current rank ▲	Team	Status	Last 6 games streak	Current Standing in Sports Ratings
1	 Boston Bruins		W + W + W + W + W + L	2
2	 Chicago Blackhawks		W + L + W + W + W + W	1
3 ↑	 New York Rangers		W + W + L + L + W + W	6
4 ↑	 Vancouver Canucks		W + W + W + L + L + W	8

Another feature of Z-Code's Daily Power Rankings is an interpretation of how the rankings change over time. Trend analysis allows for better forecasting results through daily power rankings than simply ranking the teams alone. Below is an example of power rankings data being used to compare the

stability and performance of two teams: [http://zcodesystem.com/pr\\_indicatr/?sport=NHL&team1=Philadelphia&team2=NY%20Islanders](http://zcodesystem.com/pr_indicatr/?sport=NHL&team1=Philadelphia&team2=NY%20Islanders)






### **Z-Code Head-to-Head Analysis Tool**

The Z-code Head-to-Head Tool is a unique feature of the Z-Code System that provides the full scope of information on how two teams have performed against one other. The head-to-head tool displays the results, odds, and profitability of two teams in a given matchup.

Team status information makes head-to-head analysis powerful. The Z-Code Head-to-Head Tool allows a user to analyze head-to-head performances based on how well a team was playing at the time. If a team won most meetings with a performance status comparable to its current play, it is likely they will win again.

While you cannot base a pick selection entirely on head-to-head results, the Z-Code Head-to-Head Analysis Tool gives important insight into a game. It is one useful parameter in a selection, and combining it with the other parameters of the Z-Code System will help sustain profitability.

An example of the Z-Code Head-to-Head Analysis Tool is shown below: <http://zcodesystem.com/headtohead/?sport=NHL&team1=Montreal&team2=Ottawa>

Date	Status	Odd	Away Team	Score	Home Team	Odd	Status
14th Mar 2012		1.85	 Ottawa Senators	<b>2:3</b> OT/SO	 Montreal Canadiens	2.09	
14th Jan 2012		2.01	 Ottawa Senators	<b>3:2</b> OT/SO	 Montreal Canadiens	1.92	
27th Dec 2011		2.12	 Montreal Canadiens	<b>6:2</b>	 Ottawa Senators	1.83	
4th Nov 2011		1.90	 Montreal Canadiens	<b>2:1</b>	 Ottawa Senators	2.03	

Looking for automated and proven expert picks? Don't miss out on the profits!

Join the Z-Code VIP Club to follow verifiable, winning sports predictions and gain access to all of the tools in the Z-Code System:

<http://zcodesystem.com>



# Building Your Profitable System With The Tools of Z-Code

By El Andy

Having been a happy [Z-Code](#) member for several months now, I always get a good laugh when I hear an ad on the radio for “a season of guaranteed winning picks for only \$1,500”. Make that purchase, and you’ll get a lovely email every other day or so with a selection or two from various “experts” that will probably finish any given season somewhere in the ballpark of 50-60% accuracy. How awesome is that?

In the world of sports investment clubs, there is not a single category that Z-Code does not rank #1 by a longshot. It is truly the hidden gem of the world, and the best purchase I ever have or ever will make. Your subscription includes a 24 hour per day bustling community filled with fantastic administrators, true experts from all over the globe in nearly any sport imaginable,



and an upbeat friendly community that genuinely feel like an extension of your family. The knowledge and consistency of all involved is unparalleled. In a 24 hour period you could, cash in on live tennis plays from Australia, score big on a KHL round robin, have a perfect day in the NFL, and cap off your night with winning picks in the NBA and NHL. The creators of Z-Code have indeed designed a masterpiece and it is growing and improving every single day. But believe it or not, it gets even better.

Z-Code provides all VIP members with a wide variety of tools, charts, trends, and over a decade of sports history right at your fingertips. With all of these resources at your disposal, anyone can create a winning system to enjoy and take pride in for years to come. After about a month of soaking up information quietly, I decided it was time to pursue my ultimate goal: the creation of a multi sport betting system capable of providing 75% accuracy 365 days a year. I mapped out my journey, looking to achieve success in NCAA football, the NFL, the NBA, the NHL, and MLB. If you're reading this, there's a good chance you have daydreamed about making a living profiting on sports investing. If you're willing to commit a little time and effort, you WILL be there. The closest I have been to a cubicle since joining is my local bank branch to deposit my winnings!

There is no doubt that building a winning sports system is a challenge. If it weren't, there would be a lot more guys out there enjoying the life that I live today. While every system is unique to the creator and always an ongoing progression towards achieving success, Z-Code allows individuals to a front row seat towards your ultimate goal.

My first step began with the fellow community members or "Z-Coders" as we call each other. These individuals are a rare species in the human race. They are all willing to share their time and expertise with one another and with such a diverse global knowledge pool, you are immersed into a classroom unlike any other. The administrators have done a fantastic job with helping you establish the fundamentals of sports investing.

There are videos that show you how to optimize every available feature on the site. Additionally, you learn valuable knowledge in money management, which is the pillar of longevity in the industry. I decided to tackle both areas of American football first. I quickly picked up on things that the average weekend gambler will likely never hear about. Football is king in the sports gaming industry, and the limited plays allow the bookmakers to fine tune every game for optimum profit. No doubt you've heard the phrase "**Vegas always wins!**" a few times in your life. No lie there: that's 100% true.

The brain trust at Z-Code put together an application called "[line reversals](#)". This product is about as close to a crystal ball as you can get. The line reversals app is updated constantly and tracks important public betting trends up until kickoff. The community has gradually learned how to use data from this to get a firm read on each aspect of a football game that the bookmakers will manipulate to their advantage. The ability to be armed with this knowledge creates a unique opportunity to bet WITH the bookies instead of wagering with the mass public, which as one might suspect loses with a very high frequency. Of course, there are games that even the most shrewd casino handicappers can not get an accurate read on. This is where you put into play the shared knowledge of the community and put yourself in a position to STILL come out on top. Historical trends, computer data from the ELO system, up to the minute injury reports, and many other things can assist you in optimizing your wagering methods for the highest **ROI** plausible.

In one short month, I was able to combine these factors into a deadly accurate method for football game predictions. Just to give you an idea of how powerful the line reversal tool in itself is, I was able to pull off nine wins and zero losses with the money lines, spreads, and totals in the BCS National Championship Game, the AFC Championship game, and the NFC championship game. I was ecstatic. My personal football selections were hitting with unheard of precision in the sports gaming world. I was eager to continue along the path of profits with the next sport on my list.

The average bettor would not know where to turn when it comes to daily wagering against the spread in the NBA. With Z-Code, you can quickly build a strong NBA system. I decided for this sport, I wanted to remove the public tracking factor entirely. I accomplished this by preparing ahead of time in order to make my move on the opening line, before the bookies have a chance to get the jump on you. Z-Code devotes an entire mobile command center to each and every NBA game. From there, you can just start setting filters and parameters to achieve huge payouts daily.

Z-Code's innovative [Power Rankings Indicator](#) gives you up to the minute updates on the true comparative value of each team, so you can always see which teams are trending upwards and which teams are trending downwards. A head to head tool allows you to view prior results between the two teams in the upcoming game. Also a unique oscillator will give you even further detailed leverage on the action. A simple click even lets you see up to date performance with the handicap factored in, removing tedious guesswork in comparing against the spread performance between opponents. Also in your arsenal is the [Volatility Oscillator](#), which will give you a fantastic idea about teams that tend to either win or lose in their predicted manor. A seemingly obvious matchup can quickly come into question when the Volatility Oscillator reveals their collective unpredictability.

The availability of so much information makes it so much easier to be fully prepared to make a smart play. Want to know how your lean has performed against the spread at home recently? A wave of the cursor will give you the exact percentage. You can also see the results of each team's most recent games side by side. All of the sudden, the team with that big average margin of victory seems a little less impressive when you see exactly who those victories were against! The best part of this strategy was the fact that it transferred right over to the NHL, a sport that I had almost no experience with, and produced nearly identical successful results. Add in constant streaming commentary from the big board all day, and it's nearly harder to

be wrong than it is to be correct!

The true perfectionist will always have his or her losses ready for examination and comparison. The availability of everything right at your fingertips makes it so easy to fine tune and improve your system. As an added bonus, you can purchase the Z-Code almanac, containing 11 years of results from major sports that you can backtest against time after time.

If you've ever had aspirations of being a great handicapper, a Z-Code membership is your first class ticket. It's truly unbelievable how much you can accomplish with this powerful database. Gone are the days when I dreaded getting out of bed to drag myself to work. I now have to force myself to take time off! My only regret is that I was unable to stumble upon this fantastic place sooner. In my short time at Z-Code, I have accomplished so much and feel as though I am just beginning to scratch the surface. The naysayers will be quick to warn you that professional gamblers do not exist. They are correct! We are not a community of gamblers, we are a community of investors with a passion for what we do. It's hard not to love what you do when a long day at the office is the result of close west coast basketball games! So whether you are already a part of the family, or are considering joining, I challenge you to be happy and prosperous in life.

As we regularly say in the Z-Family, **LET'S WIN!**

# Getting Started With Z-Code Bonus Tools

by El Andy

The following is a beginner's guide to entry level interpretation of data presented from the many bonus tools offered within the [Z-Code System](#). As a full disclaimer, what you are reading is simply the jumping off point for each of these assets, and with time and practice, you will continue to advance in your ability to analyze charts and data and in turn, translate them to profit! This is an example of this surface level analysis utilized to make a winning pick ATS on a game between the Boston Celtics and Washington Wizards on January 22<sup>st</sup> 2014.

## 1. Mission Control

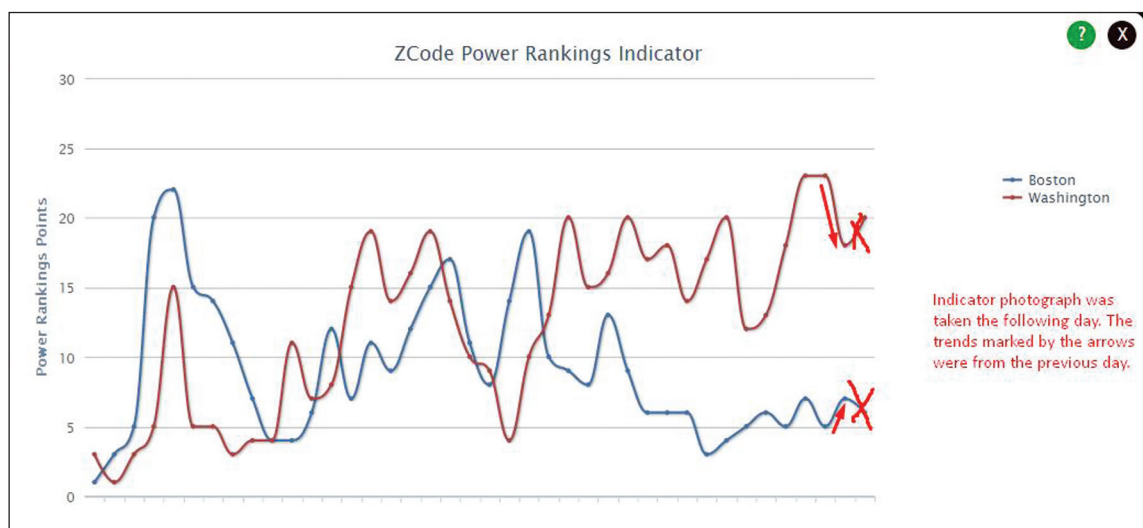
The screenshot displays the 'Mission Control' interface for a game between the Boston Celtics and Washington Wizards on January 22, 2014. At the top, it shows 'Pick #29030' with a green checkmark and 'I placed it'. The game title is 'Boston Celtics at Washington Wizards (NB...)' with a date and time of 'Jan. 22th, 2014 7:00 PM ET' and a 'Line Value' of five stars. A white text box provides the game result: 'Boston 113 Washington 111 (Overtime)'. Below this, a disclaimer states: 'According to Z Code statistical analysis and game simulations The Washington Wizards are a solid favorite with a 63% chance to beat the Boston Celtics. This prediction has a 4.00 star pick on home favorite Washington'. The interface is divided into several sections: 'Hot Trends' (4 and 4.5 Stars Home Favorite in Average Up status are 3-1 in last 30 days; Boston covered the spread 80% in last 5 games as underdog), 'Recommendation & odds' (Washington: -9.50 Spread line (Based on team status)), and team-specific data for both the Boston Celtics (Status: Dead, Streak: L+L+L+W+L+L, Last 6 Games: 1 W/ 5 L, Current rating: 20/30, Total-1 Streak: U+U+O+U+U, Power Rank: 24) and the Washington Wizards (Status: Average Up, Streak: W+L+W+W+W+L, Last 6 Games: 4 W/ 2 L, Current rating: 12/30, Total-1 Streak: P+P+O+O+O, Power Rank: 10). Line values and point spread bets are also shown for both teams.

This is the unofficial captains chair of each event (NBA,NHL,NFL,MLB) inside Zcode VIP Club. The white text box contains a brief write up of the game along with any notable information relating to injuries or recent trends. On the top left, you will see the automated Z-Code pick (changing throughout the day until 3 hours prior to starting time).

The system gives estimated percentages for the outright winner, chance of covering the spread, and over/under. Below, you will find various recommendations of plays for this particular

event. In this example, we see that Washington Wizards are large favorites to win at home against a weaker foe. However, Z-Code also projects over a 60% chance for the Celtics to cover the spread of 9.5 points. Remember, the goal is to search for an edge on the spread. Placing a wager on steep moneylines is ill advised due to the significant “juice” or bookie commission and will always result in long term losses. This is our first positive indicator for the Celtics.

## 2. Power Ranks Indicator [http://zcodesystem.com/pr\\_indicator/](http://zcodesystem.com/pr_indicator/)



Selecting this tool will bring up a head to head comparison between the two teams performance within the ever evolving Z-Code Power Ranking System. What we are looking at is the most recent trend for both teams. Each dot represents their movement within the power rankings based on their respective games played. Despite Washington’s overall higher ranking, we see that they are trending downwards while the Celtics are trending upwards. This is another indication in favor of the Celtics, as it reflects their recent positive performance against strong teams.

**3. Head to Head Tool** <http://zcodesystem.com/headtohead/>

21st Dec 2013		2.02	 Washington Wizards	106:99	 Boston Celtics	1.88	
7th Apr 2013		3.89	 Washington Wizards	96:107	 Boston Celtics	1.30	
7th Nov 2012		6.16	 Washington Wizards	94:100 OT/SO	 Boston Celtics	1.16	
3rd Nov 2012		1.38	 Boston Celtics	89:86	 Washington Wizards	3.12	
25th Mar 2012		5.51	 Washington Wizards	76:88	 Boston Celtics	1.15	
22nd Jan 2012		1.56	 Boston Celtics	100:94	 Washington Wizards	2.53	

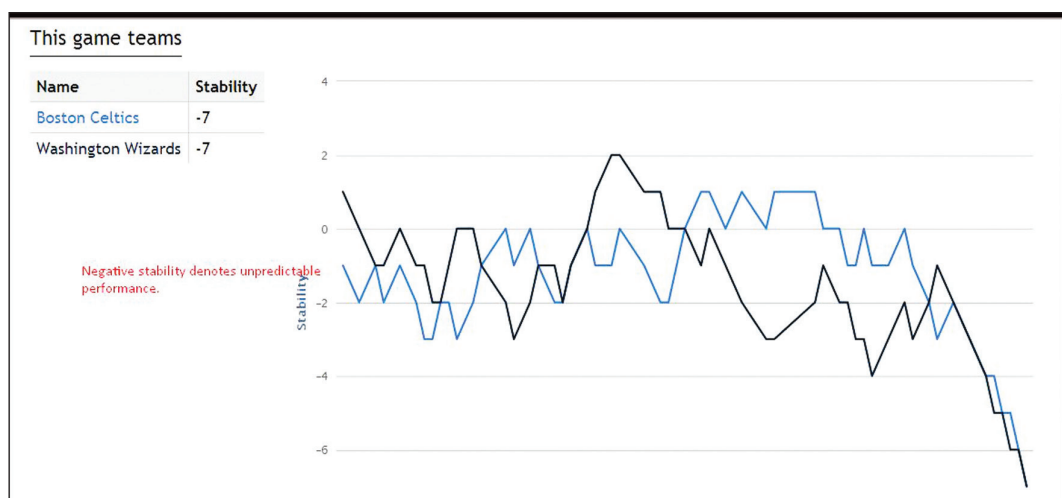
Opening this tool shows all recent matches between the two teams. Although the results can stretch back multiple seasons, it is more valuable to compare results of the current season, as teams can experience drastic reorganizing in a single off season. Washington actually receives the edge in this department, having beaten the Celtics earlier in the year.

**4. Oscillator** [http://zcodesystem.com/nba\\_oscillator/](http://zcodesystem.com/nba_oscillator/)



This application shows us two important sets of data. The first we see is the general trend that a team has followed throughout the season. Again, our focus is on performance against the spread, so we will check the box labeled “handicap” to bring up a separate set of lines. We see an upwards trend for the Celtics and a downwards trend for the Wizards. Advantage is given to the Celtics here.

**5. Volatility Oscillator** [http://zcodesystem.com/team\\_volatility\\_oscillator/](http://zcodesystem.com/team_volatility_oscillator/)



A little further down is the Volatility Oscillator, which gives “stability” ratings to each team. A team on the positive side can typically be counted on to win as a favorite and lose as an underdog. A negatively ranked team is regarded as unpredictable, usually winning games in which they are underdogs and losing games where they are favored. In a given matchup, two teams on the positive side of the chart would grant an edge to the favorite. If both were regarded as unstable teams, the underdog would get the nod. We see that both teams are regarded as being highly unpredictable, indicated by their negative ranking. Yet another nod towards the **Celtics**.



## 6. Against The Spread Stats

### AGAINST THE SPREAD

#### Boston

Long term ATS 48% (season)

Short term ATS 50% (last 6 games)

Short term ATS 66% (last 6 games) on road

Short term ATS 33% (last 6 games) at home

#### Washington

Long term ATS 52% (season)

Short term ATS 33% (last 6 games)

Short term ATS 66% (last 6 games) on road

Short term ATS 16% (last 6 games) at home

Lastly, we can examine short term performance against the spread by either team by hovering our pointer over the point spread bet. Here, we will see full season performance against the spread, last six games against the spread, and last 6 games at home and on the road for both teams. Despite a long trend of losses, the Celtics have kept games close and performed at a better rate against the spread while Washington has performed less consistently in relation to the handicap

### Summary:

Using the most basic interpretation of Z-Code Bonus tools, we have a fairly decent reason to believe that history will continue along its current path and the **Celtics** will succeed in covering the spread. We decide to test our new found knowledge with a small bet.

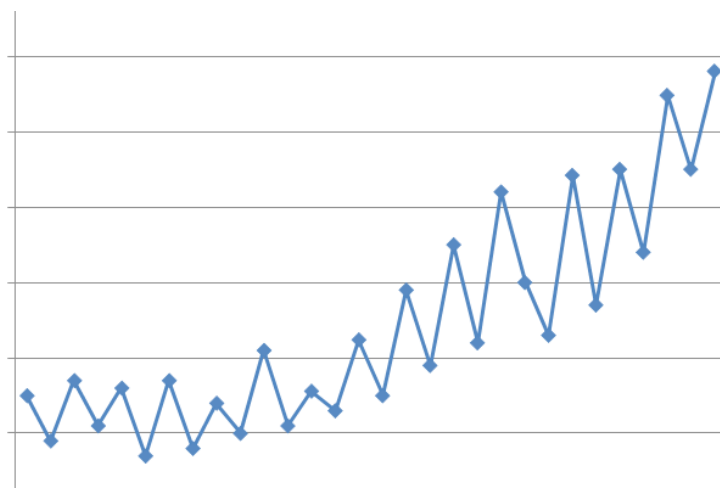
The result? Not only did the Celtics cover the 9.5 handicap, they actually won out right in a thrilling overtime victory 113:111! And you have made your first successful sports investment by making a confident pick based on knowledge acquired from several powerful sources.

However, consider what you have used to predict the outcome of this event a tiny stepping stone towards a bright future in your Z-Code career. As you become more familiar with the site and all it has to offer, you will build on this foundation and continually add data and parameters to increase your accuracy in your selections. Building the ultimate bookie beating system is a marathon, not a sprint and you will have losing days. However, as your knowledge in the field grows you will learn to use these losses as a tool in themselves to prevent them from repeating themselves. With time, effort, and patience, you will slowly climb your way up the ladder and join the ranks of the many other Z-Code experts.

# The Z-Code Oscillator

By Stefanos Pallas

Most people are familiar with stock market line graphs that track the progress of a particular stock's value, much like the image below:



The Z-Code Oscillator is a successful tool for sports investing that serves a similar purpose to a stock market graph. The oscillator is a visual display of a team's performance, which helps explain and predict performance trends. The Z-Code Oscillator helps make accurate predictions when used properly.

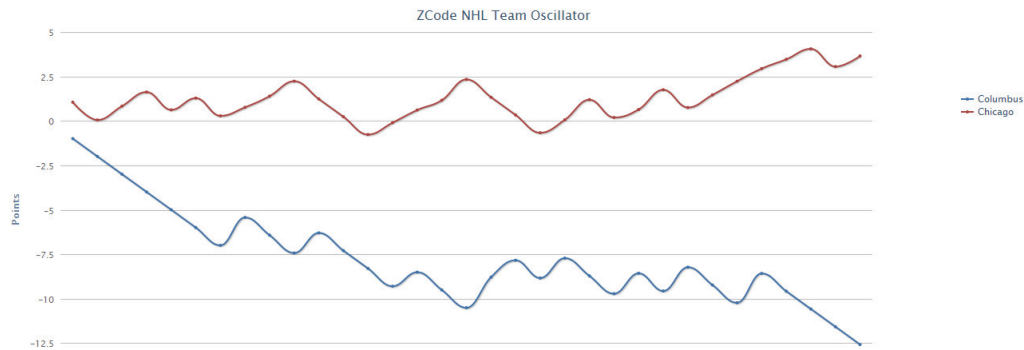


You can access the Zcode Oscillator for MLB and other sports here [http://zcodesystem.com/mlb\\_oscillator/](http://zcodesystem.com/mlb_oscillator/)

The Z-Code Oscillator is a key parameter in sports predictions due to its simplicity. The oscillator line for a given team moves up and down with every win and loss. The progress of a given team in the Z-Code Oscillator depends exclusively on their performance. While the success and failure of a stock is dictated by volatile external factors (economy, politics, wars etc.), current trends in sports investing can often be explained through visual analysis because internal factors dictate performance.

The performance of star players, injuries, and chemistry can directly impact the success of a team over time. If a roster must deal with injuries, poor performance, coaching changes, or a difficult schedule, the team is less likely to succeed. If a team is playing well, they can over-perform for a stretch of time. Because trends tend to last for multiple games, the oscillator can successfully predict outcomes based on visual analysis of recent performance.

**The following example displays how the oscillator works:**



The first step to using the oscillator is identifying the Delta number, which represents the overall difference in performance between the two teams through the season. Before considering the chart, the Delta number can give an indication as to whether there is value in a given line.

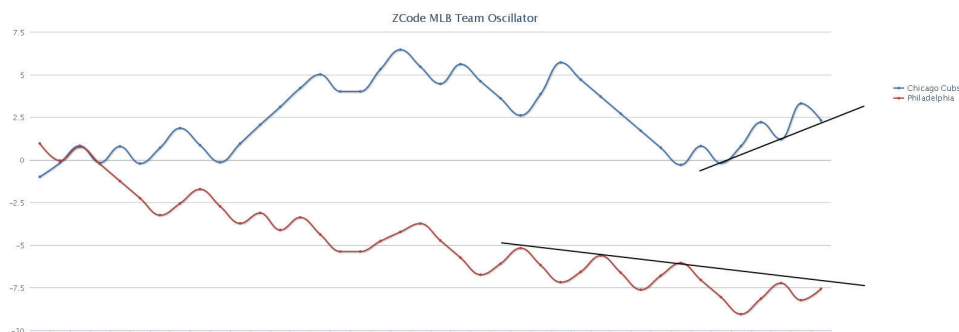
After identifying the gap between the two teams, we consider each team's oscillation chart. The winning performance peaks represent resistance levels for a team, while losing valleys form support levels. Resistance and support levels are key to interpreting the oscillator correctly.

Resistance peaks represent the highest levels of success a team has achieved, and can sometimes depict a ceiling for their performance. Support levels represent a crucial point where a team desperately fights off a freefall effect from reaching a new low. You can expect a team to perform better as they hit support levels, but fall short at their resistance points. If a team breaks through their support levels, they are in a deep slump and may continue to lose. If a team breaks through their resistance levels, they set a new ceiling for their successes. In this way, the oscillator helps predict the beginning and end of performance streaks. Essentially, this is the basic value to the Z-Code Oscillator.

### **Let's take a closer look at how the Z-Code Oscillator works:**

When a team is winning, we can trace a straight line over all recent resistance points to the most recent peak to determine if they have broken resistance levels with their winning streak. If the projected end of the line crosses the chart line, the team has broken resistance is due for another win. If they are approaching the resistance level, they may be due for a loss. This process also works when a team approaches their support level. If a team has broken support level, they are likely due to continue a lengthy losing streak. If they are approaching support level, their losing streak may be coming to an end.

### **This process is outlined in the diagram below:**



### **Interpreting the Example:**

The first step shows a Delta differential of 10 units, which heavily favors the Chicago Cubs (Blue).

Next, we see that the Chicago Cubs have reached their support level, which means their next game is extremely important. The Cubs are due to either break through their support level and continue their losing streak, or rebound with a victory. More often than not, teams end small winning and losing streaks at their support and resistance levels. The Cubs have rebounded at their support level twice in a row.

On the other hand, the Philadelphia Phillies are at their resistance level. We see from the Z-Code Oscillator that the

Phillies have reached their resistance level four times but have failed to break through. Each time a small winning streak leads to the resistance level, the Phillies lose.

The Z-Code Oscillator suggests that the Cubs will again rebound from their support level, while the Phillies will fail to break through their resistance peak. The Oscillator predicts a comfortable Chicago Cubs win as a result.

The Z-Code Oscillator got this game right with a 5-1 Cubs victory!

### Let's look at a more volatile example:



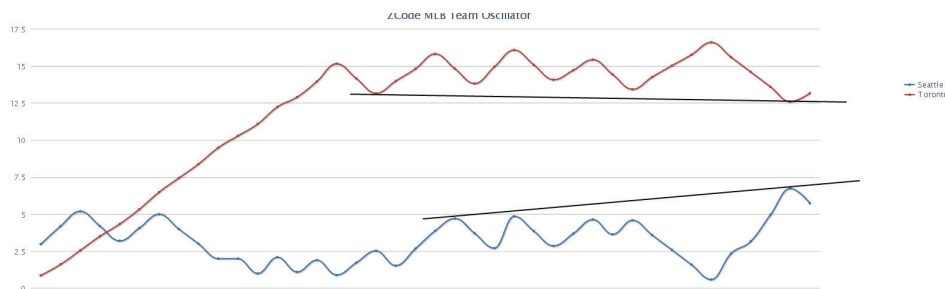
The first step is identifying the Delta differential between the two teams, which is three units in favor of the Arizona Diamondbacks.

The Arizona Diamondbacks (blue line) have reached their support level, which is a very strong signal. Arizona is likely to rebound from their support level for the third consecutive time. The Miami Marlins (red line) reached their support level at the previous game and bounced back. Comparatively, the Marlins have a much weaker signal than Arizona because this game is neither at resistance or support for Miami.

Because Arizona is at support level and has a positive Delta differential, the Diamondbacks are predicted to win. The game does not have a strong signal for the Marlins, which gives Arizona an advantage.

The Z-Code Oscillator again got this game right with an 8-4 Diamondbacks victory.

### Let's look at one final example:



Again, the first step is to identify the Delta differential. For this game, the Toronto Blue Jays have a Delta differential of seven units, which is a rather strong signal.

The Toronto Blue Jays (red line) reached their support level in the previous game. They won, and are probably due to win again after avoiding a lengthy losing streak. On the other hand, the Seattle Mariners (blue line) reached their resistance level in their last game, lost, and are probably due to continue losing.


Because the strong Delta differential and opposing trends both favor Toronto, the prediction is a strong signal for the Toronto Blue Jays.

The Z-Code Oscillator got this one right again with a 7-2 Blue Jays victory.

### Z-Code Oscillator Analysis:

The Z-Code Oscillator is a powerful tool for sports predictions. The signal is not always strong, but it can be relied on consistently when it gives a clear prediction. It is best used as one tool in a multi-parameter system.

When all parameters align, the Z-Code Oscillator can help evaluate confidence in a pick. If expert opinions, Z-Code predictions, and the Z-Code Oscillator align, we know we have a strong pick. If all parameters do not align, the Z-Code Oscillator can help determine if it is best to stay away from a wager on a given game. At the very least, the Z-Code Oscillator provides one more highly successful parameter to consider as part of the winning Z-Code System.



# Anti Public Insider System Video Tutorial: Why Vegas Always Wins?

Trey Richards

In this part of our book, I would like to show you one of the most powerful Zcode systems. It is called the “**Anti Public**” Insider System, originally developed by Cliff.

Ever wondered how Vegas always becomes richer and richer while the rest of the gambling public loses more and more?

The secret to winning here is to bet WITH Vegas against the public, instead of trying to go with what most people are doing.

Why it is successful is because of this basic truth - Vegas (and by Vegas, I mean all sportsbooks) is in business to make money and if the Public won more often than they lost, Vegas would not exist.



“A man who wants to lead the orchestra must turn his back on the crowd”

– Max Lucado



Z-Code has developed a FREE anti-public tool called “Line reversals”

### Here is how it works:

- Step 1.** Go to the Zcode Line reversals tool located at [linereversals.com](http://linereversals.com) and click “Public -> Show all” to see the Public % on each side of the game. Check data 1-2 hours before the games!
- Step 2.** Find the games, for example on NHL hockey, with the highest ticket amount and the highest percentage of public money on the home favorite.

For example, on 7 December 2013, such a game was Florida Panthers vs Detroit Red Wings:

See the public data on the favorite marked in red on the right:

Florida Panthers		Detroit Red Wings	
7th Dec 2013, 19:00		2.32	
	ML public: 14 % Spread public: 7 % Public Over: 41 %, Under: 59 % ML tickets: 302 (2) Spread tickets: 7 (4) Tickets Over: 400, Under: 566 (6) Spread tickets difference: 83 (4) ML tickets difference: 1487 (2) Totals tickets difference: -166 (6)		ML public: 86 % Spread public: 93 % Public Over: 41 %, Under: 59 % ML tickets: 1789 (2) Spread tickets: 90 (4) Tickets Over: 400, Under: 566 (6) Spread tickets difference: 83 (4) ML tickets difference: 1487 (2) Totals tickets difference: -166 (6)
			1.70

What it means is the public money is heavy on Red Wings. But think about it. There’s no way Vegas will pay 86% of people on Moneyline and 93% on -1.5 spread. That would mean Vegas would lose money and Vegas never loses money, as you all know by now :)

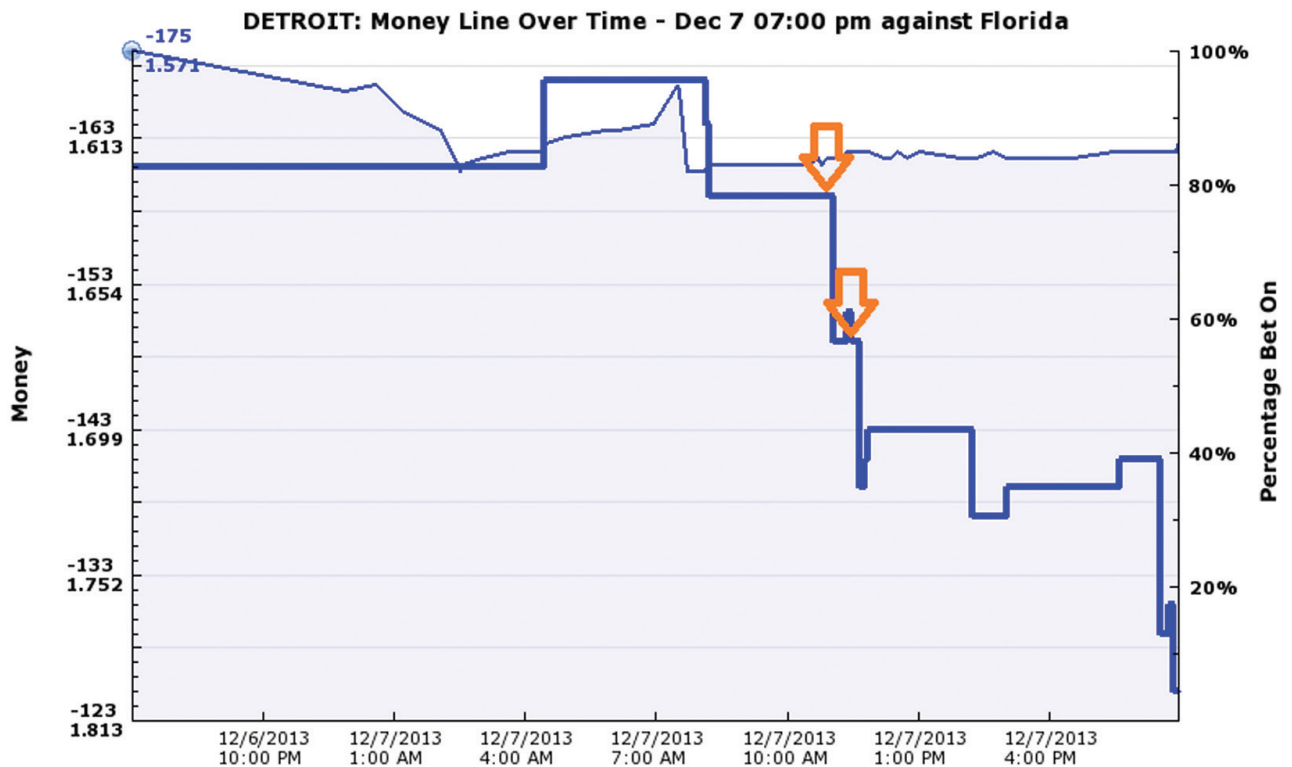
The result? Guess what? “Surprising upset, **Panthers win it 2:1**“. The correct anti-public bet was Florida+1.5 = **WON!**

Vegas is prospering, that's the best proof to show you that the long-term public trend never wins. Bet against the public and win WITH Vegas!

So let's recap. We are looking for games with a lot of public tickets on one side and at least 80% of the public on ML and the spread of a heavy favorite.

We also check Line reversals to make sure that the line reversal is supporting our underdog and not a favorite.

Finally we place a bet on the Underdog +1.5 spread! Easy!

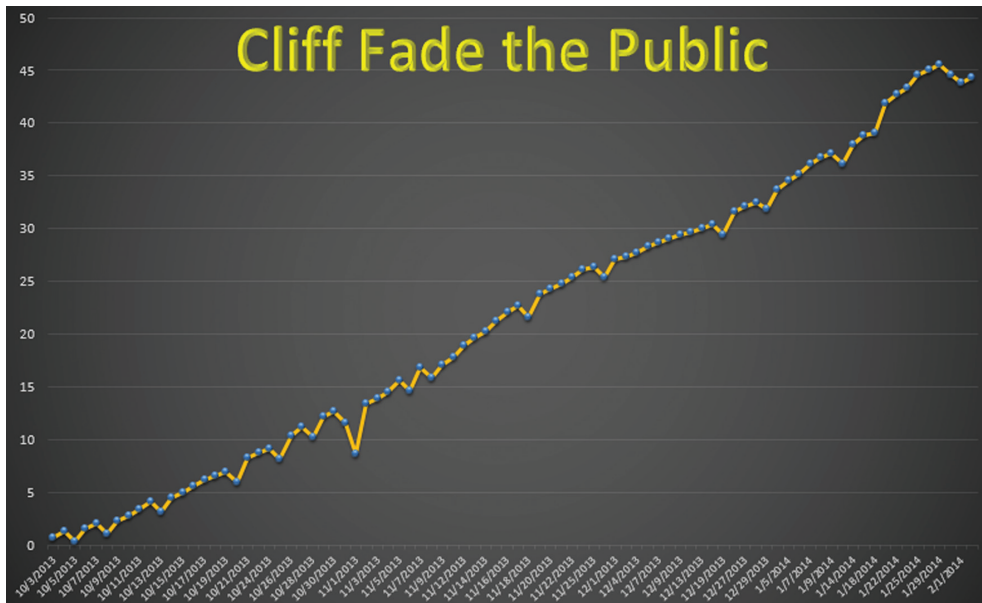


And it works!

You can follow [Cliff at Zcode system club](#) to win using this Anti Public system!

Remember to watch my Fast Start Webinar if you are new to Zcode to make sure you begin to profit like the other members

of our club and don't do the same newbie mistakes that will cause you to fail! Take care and let's win!



# “Sharp” Gut feel bettors vs. Vegas (true story)

Trey Richards

During the last few years, I have seen a lot of newbies who come in with a true belief they are “sharp” bettors.

These guys are over confident in their abilities to outsmart Vegas, and they think that just by using their “gut feel” approach along with a couple of supporting trends taken from preview sites, they believe they can beat the Vegas easily.

Most likely, their story looks like this at first:

“Sharp bettor” is coming into town...



Then, it looks something like this ..  
The next thing you see when you face Vegas:



Vegas is bigger than I thought??!



And then it ends something like this!



That's refreshing...



The bottom line: Vegas is here to make money. They are sharper, smarter and they have the best technologies you can ever think of. They are not here to lose money for you and they are never losing.

If you want to win in sports investing, you need to let go of your ego and start learning and see what Vegas is doing and go WITH Vegas against the gambling public.

Remember, when you win, it's the rest of the gambling losers who pay your profits, not Vegas. Vegas never loses.

That is why "Fade the Public" system is so successful!

Good luck and remember,

"Live to WIN"



# The Cyclical Nature of Sports Investing

Contributed by Alberto – Z-Code Predictions Expert

Alberto's hierarchy for beating betting cycles



**Murphy's Law:** Murphy's Law states that anything that could go wrong, will go wrong. It applies to sports betting because of the cyclical nature of sports. After months of success, losses follow once a system goes public. You're following a successful capper, but once you do he starts to lose. Beating Murphy's Law is what sports investing is all about.



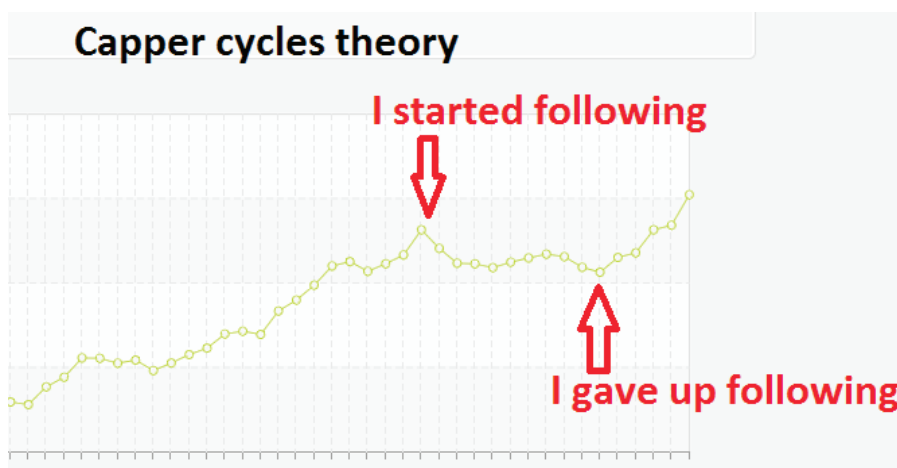
**Balance law:** With every up, there is an inevitable down. Persevering through drawdown periods and predicting when they will come is key to sports investing. After several days of winning, a down period is inevitable. The same is true of a winning handicapper's system when it is struggling. When following a winning capper during a losing streak, abandoning the system results in net losses without the recovery period! Consistency is crucial.

Logical betting without a winning system often fails.

Z-Code Expert Systems are able to work through the cyclical nature of sports through a variety of filters and parameters. Z-Code experts have years of experience and understand the industry, its trends, and how to sustain winning systems. With consistent commitment and proper money management, winning systems are always profitable against the hierarchy of betting laws despite the cyclical nature of sports!

The following chart shows why commitment to winning systems is integral to sustaining profits:

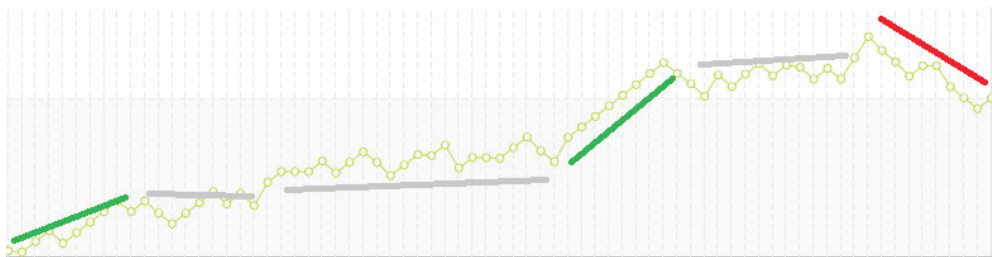
Z-Code experts developed their system out of years of experience. We know the ups and downs of sports investing and have tailored winning systems for long-term profits.



For example, I started following **WinningCapperY** when he was on an incredible hot streak, as outlined in the chart above. As soon as I joined his service, Murphy's Law kicked in and WinningCapperY cooled off. After a few losing days,

I questioned his system and abandoned his strategy. Once I dropped his system, it began to show signs of a recovery. I left the service and missed the winning bets that more than recouped our short-term losses. When amateur sports bettors jump from one system to the next, changing their approach each week, losses are inevitable. Consistency is the key to beating betting cycles!

### Common Cycles:



### How to apply these laws when picking a profitable system:

1

Look for a proven handicapper or winning system on a losing streak with the first signs of heating up.

2

Be cautious of systems with lengthy winning streaks.

3

Don't jump from system to system every week. Consistency is key to long-term profits.

The same principles tend to apply to individual teams. During the 2012 MLB season, the San Diego Padres were one of the streakiest teams in baseball. When the Padres were losing, they lost badly regardless of who they were playing. When they were hot, they could beat anyone. No professional teams are consistently bad throughout an entire season. The same is true of the league's best teams as even the mighty New York Yankees get swept. Understanding the cyclical nature of sports is key to successful long-term investing.



# The Importance of Money Management

Alberto's Money Management Plan (Spreadsheet Explanation)

Sports investing is a long-term approach to profitable sports betting. The most common mistakes of amateur bettors stem from losses related to a short-term approach. While it is certainly possible for luck to prevail for a limited time, the best long-term approach is a conservative one that emphasizes the value of proper money management.

Most sports bettors lose in the long-term, but those that are able to sustain a winning system can be extremely profitable. The gap between winning and losing is narrow, but winning sports investors have two major commonalities to their approach.

The first step to becoming a winning handicapper is gaining access to winning picks. Following a successful professional

handicapping service is the easiest way to consistently make good selections. Developing your own winning system for handicapping is also possible. Unfortunately, winning picks are never enough for long-term success in sports investing. Even the most successful handicappers fall victim to sportsbooks without proper money management. Money management is a crucial element to a successful system. All winning handicappers pay careful attention to properly controlling their bankroll. Effectively managing a bankroll helps mitigate risk while sustaining long-term profits.

Most successful handicappers restrict their wager size to 1-2% of their bankroll. In doing so, risk is diversified over a series of picks, rather than isolating risk to a few bets. Developing a money management plan is integral to the success of most profitable handicappers. A proper money management plan will lead to sustained profits.

## Building a Successful Money Management Plan

Utilizing a system like [Zcode](#) allows consistent access to winning picks, which is the foundation of any successful sports investing strategy. The Z-Code system has a success rate of well over 55%. By using the Z-Code system, the first step of a money management plan is complete.

The core of money management is identifying an initial bankroll. Your bankroll should consist of funds that would not affect your financial situation if they were lost.

On average, a successful sports investing approach wins approximately .33 units per day. A unit size of \$100, for example, will typically return \$33 profit per day on average. By mitigating risk and maintaining consistency throughout a successful money management plan, long-term fluctuations will be minimal.

Again, the key to a successful money management system is making good picks. Z-Code has an army of experts at its disposal that all follow money management plans. Trey, Day Dependence, Joao's over/under system, soccer, and NFL picks all utilize money management plans. Within the Z-Code community, there are several winning systems to follow.

We will be using the money management file to build a money management plan. Please download it here for free:

[zcodesystem.com/upload/MoneyManagementplan.xlsx](http://zcodesystem.com/upload/MoneyManagementplan.xlsx)

1. Open file and go to selections section. Fill your initial bankroll. Be conservative and smart about your bankroll decision!
2. Set your starting date. When do you expect to start to apply your Money Management Plan (MMP)?
3. Set the months between withdrawals. (Recommended: 3 months to build a proper bankroll.
4. Set the % Increase Bankroll required before making a withdrawal. Recommended 60% bankroll increase before a withdrawal.
5. Set the Amount of Profit to be withdrawn. It is the % of money you want to withdraw from your profits. (Recommended no more than 50%)
6. Set the unit risk per pick (UNIT size). See below for recommended unit sizes:
  - For a low risk wager, risk no more than 2% of your bankroll (1% recommended).
  - For medium risk, we recommend wagering between 2% and 3%
  - For High risk wagers, we recommend risking between 3% and 5%.
  - NEVER bet more than 5% of your bankroll.

7. Set your goal per period to be Free. This is the amount of profit per period required for your definition of success. (This value is important for calculating the date you will achieve this amount)

In case you are following series systems, you can also fill in the optional selections.

1. Set the Bankroll % you want to win per series. (When betting a series progression, we recommend never betting to win more than 1% of your bankroll per series in order to limit risk.)
2. Set the maximum series multiplier. Some series are X - 3X - 6X, but you can go up to 7.5X. (In order to limit risk, we do not recommend D bets, nor do we recommend progressions of more than 7.5 X.)

Results (explanations for each column):

1. Period number: Defines the period we are in from 1 to N. "Period Column"
2. Dates: Starting period date and end period date.
3. Bankroll Required For Withdrawal: bankroll required at the end of a period in order to make a withdrawal.
4. Withdrawal amount per period is denoted by the "Withdrawal Column".
5. The Bankroll you will have after making your withdrawal per period is denoted by "Bankroll after withdrawal".
6. Profit required for withdrawal column denotes how much money is needed to win in a given period.
7. Days on the period are also defined for each period.
8. % of Growth per day displays your average growth required each day. It is dependent upon selected input values. Maintain a low value, less than 0.7% per day.
9. Profit per day is the anticipated daily profit. Realistically, this should be less than 0,7% of your bankroll. While some days

might not be profitable, the average profits overall should result in this number.

10. Units per day are the average amount of Units you are supposed to win daily.
11. Maximum stake per pick. X% of your bankroll defined by you.
12. When following a series, this is the amount expected to win.
13. This column tells you the maximum amount you can lose per pick. (This is only valid if you are following series)
14. This column tells you when you will be achieving your period goal (your freedom day).

The money management spreadsheet allows for a long-term profit pattern to repeat, leading to exponential bankroll growth.

Ultimately, it will be your decision for when to stop profits, naming the maximum amount you would like to win.

The following example utilizes a predetermined starting bankroll of \$1000 with the following settings:

Selections	
Initial bankroll	\$ 1 000,00
Starting date	sept-12
Months between withdrawals	3
% Increase Bankroll required for withdrawal	60%
Amount of profit to be withdrawal	50%
Risk per pick (1 UNIT)	2,0%
Your goal per period to be free	\$ 3 000,00
Optional Selections	
Bankroll % to win per serie	1,0%
Series maximum multiplier	7,5

With these settings, you will be reaching your profit goal of \$3,000 every period cycle in:

Results	
When you will be achiving your goal per period?	mars-15

With very little risk, long-term profits are easily accrued each period.

I invite you to investigate the attached file to build your own money management plan!



A photograph of a white football helmet and a Wilson football on a green field. The helmet is on the left, and the football is on the right. The text 'Z-Code Expert Systems and Advice' is overlaid on a dark background across the middle of the image.

# Z-Code Expert Systems and Advice

## Staying Conservative, Selective And Wise

By Stamos and Friends

### The Big Picture

With 27 years of sports investing experience, I've pretty much seen it all. I've seen heartbreaking upsets, incredible winning streaks, and dramatic losses. I've experienced every heart-wrenching, nerve-racking moment that sports investing has to offer. In the end, I'm certain that there's nothing like the thrill of winning. That incomparable thrill is magnified by committing to a **winning, disciplined system** that prevails over all other factors.



## The Mindset of a Successful Sports Investor

There are many “secrets” to my success that I could explain at length. From experience, I know the importance of developing a winning strategy and committing to it. I certainly have a traditional approach, which doesn’t always translate to the ravenous, young world of sports betting. Still, I will try to break down the keys to sustaining a winning approach to sports investing.

The best advice I can give centers on developing a successful mindset. Part of my old-fashioned approach to sports betting is a focus on the **mindset of a successful sports investor**. A successful sports investor must break free from the flawed mindset of the sports gambler. Professional sports investors treat gambling as a business, while sportsbooks make their money on emotional gamblers that will eventually lose. In the end, there would be no gambling industry if not for the masses of losers.

**Consistency and a long-term mindset are crucial to success** as a sports investor. Having a long-term mindset is more than simply setting goals for how much profit you’d

like to make in the future. Consistency is more than betting that same way every time. In fact, the greatest characteristic that successful sports investors share is an **unshakeable detachment from outcomes**.

In other words, remaining committed to a successful system means becoming emotionally detached from the outcome regardless of success or failure. The irony is, no one is more concerned with the outcome of a game than a gambler! As a result, it's no surprise that most gamblers develop an approach that the exact opposite of what is required for success.

The problem with emotional gambling rather than tempered sports investing approaches stems from betting too much. Unit sizes become dangerous, wager selections become aggressive, and bankrolls diminish quickly when betting with emotion. A lack of discretion permeates their approach, leading to desperate losses. In the end, they bankrupt their bankrolls and throw in the towel, having lost sight of the **big picture**.

When I was younger (and admittedly foolish), I blew my bankroll multiple times during losing streaks. Lacking guidance, I was entirely on my own and made emotional mistakes. I developed a winning system from the depths of failure that stems from consistency, emotional detachment, and a long-term, conservative mindset. Once I developed a proper mindset, I never looked back.

## Smart Betting IS an Investment

One of the most important elements of a successful perspective is viewing sports betting as a business. Smart betting is an investment, while emotional gambling is a dangerous game played by fools. As such, there is a clear difference between sports investing and gambling. With sports investing, like any other form of investment, one has a mathematical expectation of return. When one gambles, they take unnecessary risks that may or may not result in a profitable return. If you structure your sports betting approach with this in mind, you will be a successful bettor.

Sports investing, like any other business venture, is no guarantee. Quick profits are only promised by scam services after your money. Sports bettors with short-term goals never succeed. In the end, a successful and realistic mindset is everything in successful sports investing.

Mindset is by far the biggest obstacle to being a successful gambler. Once the proper approach is developed, success is a simple matter of finding a winning strategy. With the abundant statistical information available through the internet, sports betting statistics are available with the click of a button. A few decades ago, a spreadsheet was an actual sheet of tablature paper that was updated by hand!

There are a variety of statistics and strategies available, but my personal opinion from nearly three decades in sports investing is that the Z-Code System has it right. Their website is by far the best I've ever seen when it comes to sports investing strategies. They provide requisite statistics, probabilities, and spread percentages – all of which are the type of details a successful sports investor cannot be without.

The real value of the Z-Code community stems from their access to countless experts and winning systems. Learning from professionals is easy inside Z-Code, with experts that ACTUALLY DO make their livings from successful sports investing. With the proper mindset and a winning sports prediction service like Z-Code, there is nothing to hold you back!

## The Big Picture: Long-Term Profits

Even the most successful sports investing strategies endure losses. Winning systems proven with decades of profits frequently have losing months along the way. The key to a successful sports investing approach is long-term profits and money management. Most sports investors new to betting fail to develop a long-term approach. They chase losses and deplete bankrolls over short-term losses before winning systems can

generate profits. In order to be profitable, you must develop a long-term approach to sports investing by looking at the big picture. Long-term profits are all that matters in sports investing.

## Winning with a Conservative Approach

Sportsbooks commonly offer a multitude of games and bet types for a reason. Sportsbooks want you to bet more games than you should. To be successful, you don't need to place multiple bets per day with relative confidence. A conservative approach means betting only a few games with high confidence. Making a few selective wagers and exercising high levels of discretion is a sure path to success. By utilizing the tools and filters of Z-Code's VIP Picks and Statistics, determining the safest bets will allow for sustained profits. You do NOT have to bet every game to win!

## Managing Streaks

The cyclical nature of sports leads to every team, sports capper, and system going through winning and losing streaks. Streaks are inherent to sports, and a long-term approach is crucial to managing streaks successfully.

When immersed in a losing streak, short-term mindsets will lead to tinkering with parameters of a winning system and chasing losses. However, as we stated earlier, detaching oneself from the outcome of games is crucial to developing a successful mindset. Once a successful plan is in place, a profitable sports investor must resist the emotional urge to deviate from it. A winner never quits, as cliché as it may be, and abandoning a winning system during a losing streak is a sure path to failure.

Stay consistent and conservative, and the sunshine will break through the fog.



# How To Start Profitable Investing in the NBA

By JFEN (Jeff Fenster)

So you are looking to invest in the NBA! Well, I think you are making a very smart financial decision. There is a TON of money to be made in the NBA if you know how to find it! The information here is solely for rookies who are just getting started and should be used as a guide to keep you out of trouble.







## **LETS BEGIN!!**

In the NBA, you have two teams that are usually not equally matched in a game where players have the biggest impact on the outcome. What I mean by this, is.... In the NBA, there are only 5 guys on the floor and they play both ways. Offense and Defense. The best player can more significantly impact the outcome than in other sports like MLB, NFL. That is why there is a lottery system for draft picks in the NBA and the worst team

is not guaranteed the 1<sup>st</sup> overall pick. This is critical information as you look to analyze, invest and ultimately profit on this league.

**So WHERE do we start.....**

We start by understanding baselines and getting our minds right for investing. First principles of the JFEN system are that we use accepted public bias to our benefit. Big market teams tend to get bet on heavily by their big fan base, regardless of the true outcome. You can be certain that Lakers, Knicks, Celtics, Heat, Mavericks and Bulls will be over bet by their fan base then Bucks, Hawks, Bobcats, etc.

Current rank ▲	Team	Status	Last 6 games streak
1	 Oklahoma City Thunder	 Burning Hot	W + W + W + W + W + W
2 ↑	 Miami Heat	 Burning Hot	W + W + W + L + W + W
3 ↑	 Indiana Pacers	 Average	L + W + L + W + W + W
4 ↑	 Los Angeles Clippers	 Burning Hot	W + W + L + W + L + W
5 ↑	 Phoenix Suns	 Average Up	W + L + W + W + L + W

Power Rankings NBA [http://zcodesystem.com/power\\_rankings.php](http://zcodesystem.com/power_rankings.php)

So when the lines open up and you see big market teams vs small market teams, understand that the line is weighted as Vegas knows this bias and has built a successful business by leveraging this knowledge.

For example, if the Lakers were playing the Bucks and the true line should be Lakers -2, Vegas will and does set the line a few points off, like Lakers -4.5 knowing that the public will bet the Lakers.

They are using emotion against the public and know that Laker fans will take the worst of it (even if its unknowingly) with heavy dollars. Since the Bucks don't command the same type of draw, the tickets will be LA heavy and that will push the line even further away from 'TRUE'. This holds true to the Money Line as well.

So we look for opportunities where the line available is off the true line enough to warrant a play on the underdog (the Bucks in the above example). So the key point I'm making here is this, pay attention to big market teams vs small market teams. If the rest of the world is overlooking a small market team then there is a real opportunity to profit.

**OK, I get it.... Now what?!?!?!?**

The NBA is **VERY** home court friendly. For some reason (not getting into it here), NBA referees tend to officiate very home friendly. The worst officiating league out of the big 4 Professional sports (NBA, NHL, NFL, MLB) is the NBA without question. The refs have the biggest impact on the outcome and it should not be overlooked.

**Also,**

The NBA is VERY star driven. Most of the stars tend to play for the big market teams so be very careful taking Money Lines against them. Even though we just discussed how we look for small market teams, we ALWAYS take the points. The Money Line is very dangerous in the NBA. The best players usually win and so it makes taking Underdog Money Lines very dangerous. The books are very good at pricing the Money Lines in such a way that taking the Favorite is also unprofitable long term because no one wins every game.

**As well,**

It's also important to know this... young teams will traditionally over foul at the end of the game then veteran teams. Coaches of young teams want to use every play as an opportunity to 'teach' their teams. So, if you are taking a young team



(bobcats) vs the Spurs for example and the line is Spurs -9.5. Although the line seems large, if the Cats are down by 8 with 12 seconds left, they are more likely to foul the Spurs and put them on the line so they can run another play. This cannot only cause you ulcers but also could cost you money.

### **So how do I put all this together and get started?**

So, if you are going out on your own and not following one of the Z-Fam's experts, I would suggest you abide by the following ROOKIE RULES as you are learning:

- 1. Money Management is everything, so never invest more than 1% of your bankroll on a play**
- 2. NEVER give more than 7 points. If the line is -7.5 or worse, its not for you (although, as a rookie, I would be hesitant to even give this many points)**
- 3. NEVER take the Money Line**
- 4. NEVER take a game where the spread is under 3. +/- 3 is ok but if the line is +/- 2.5 or lower, its not for you**
- 5. ALWAYS take home teams**
- 6. Look for big market teams on the road vs Small Market teams and take the small market team**
- 7. Look for Home Teams who are getting double digit points (+10 or better)**
- 8. Don't bet against HOT teams... If a team has won 3 or more straight, I would avoid betting against them until you have a system**
- 9. Don't take dogs.... If a team has lost 3 straight, I would avoid betting on them until you have a system**
- 10. Check Lineups.... If your team is missing a main starter, AVOID.**

I hope these tips help you get started investing in the NBA! It is a very profitable sport to invest in when done correctly! Once you have a better understanding and start building your own systems, you will divert from this playbook. This is simply a way for rookies to get started and make a bit of money! If you have any questions along the way, never hesitate to hit me up on the Wall or in my [Thread](#)!

~ JFEN (Jeff Fenster)



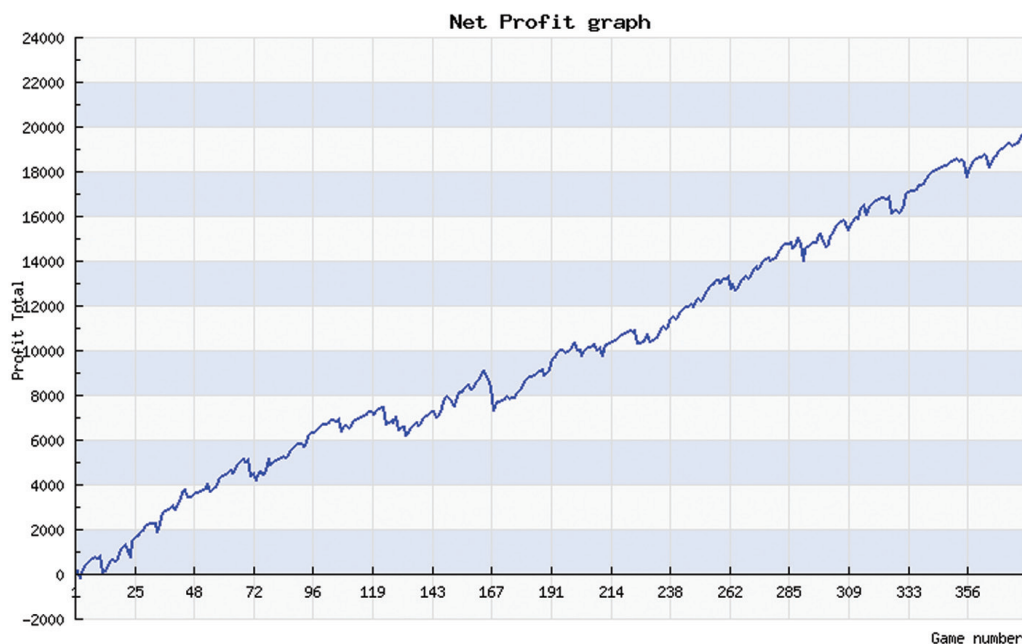
# Creating Value - How to Maximize Profit

By Charles Stever

I thought I would take some time in this article to shed light on sports betting from a value standpoint and what that means for your investments. There are many many many ways that you can create value for yourself and systems that will provide value in different ways:

**Contrary Investment:** What this means is you have an anti-public strategy. You set a reasonable limit where you will start to back the team that is NOT being bet on by the public. Often people look for significant lopsided public betting of 85%/90% + to use this strategy. This is ESPECIALLY valuable in NBA where spreads can be inflated out of proportion based on public investment. This investment strategy is one where strike rate (win rate) is LOW but return is HIGH.

**Back Tested Statistical Trends:** This is where teams of people or software come together to provide an overview of a given game without interference of qualitative factors. Here the system is looking to get a HIGH strike rate and a medium/low return per. A perfect example of this is Aragorn/Legolas NBA Zcode System. Here is the profit chart:



**Market Betting:** This is an interesting concept and one that not a lot of people understand. I've been market betting for a while so I've taken it internally. However, when you first start the easiest games to understand are those that have public split right down the middle 50/50 or close to that. The odds drifts you see through out the day (especially in the early morning, during line opens and before the game) will give you information on where real money is going. When the public is lopsided (more than 60%) one way or the other it can be very tricky :).

**Lag Investments or Pure Value:**

This is another one of my favourites. Here you monitor the bottom 5 teams and top 5 teams of a sport for play. The public money is ALWAYS behind the curve and that is why they consistently lose. A great example is Columbus, around 3 weeks ago they started turning it around HUGE and I invested

in them every game to a nice profit. This is because public money thought Columbus was still terrible and invested in the other team which provided GREAT value for us on CBJ. The same goes for a favourite team like the Yankees - if they hit a slump or major injury get in on the teams they face BEFORE the curve and you'll make a killing.

### **So how does this all work in practice?**

Well for starters always watch games and do little tallies to yourself before markets open and think to yourself:

- 1) Who should the favourite team be here?
- 2) Why should that team be the favourite?
- 3) Are there injuries, home team advantages or coaching trends you know about?
- 4) Where is the public likely to go?
- 5) Have there been any slumps on either side in the last game or 2 and are they likely to continue?
- 6) What is the style of play that each team brings to the game and how will that affect things like totals etc?

Often if you can answer these questions you have a good idea of the game and can use the information on Zcode to help affirm your hunches or deny them :).

Another thing I would recommend doing is CREATING value for yourself DONT always take the bookie's word for the game. Do your own thinking. Here is an example:


Lets say if Pittsburg faces off against Philadelphia in NHL we know based on trending that the game is likely OVER and both teams will rack up points right? What if I told you to look at the odds for the OVER 6 and it was something like 2.2? That seems like great value right? Now, what if the UNDER 6 was only paying 1.7 ... FISHY. The same thing goes if team totals are posted as 2.5 for a game with a listed game total of 6. The bookies are telling you that they personally believe the game will be low scoring.

**KEEP THAT in mind.**

Another way to create value is to understand betting and strike rates. If you have a team that you KNOW will score well and win but the ML is something dumb like 1.4 you have to create your own value. In hockey if a team has a ML around 1.4 but they are up against a team with poor goal tending and defense you can often find VALUE in the team total over 2.5. In basketball the race to 20 points in first period is ALWAYS better odds than the ML when the team is a HEAVY favourite.

Keep these things in mind. No one is forcing you to always back the ML or the spread. Sometimes its better to back other bets on certain teams where you create the value yourself and leave the tight lines to the public.

Hope that explains some things for people :).



# Winning With Totals: Joao's Famous Over/Under MLB System

João Zorro Gonçalves, Z-Code Totals Expert,  
[www.jzorrosports.com](http://www.jzorrosports.com)

The odds for game totals in baseball are typically more reasonable than betting on favorites and moneylines alone. As a result, a successful long-term system has an even better chance of being profitable when betting on game totals. Betting baseball totals is popular, but it is not necessarily easy. Creating a winning system for totals predictions requires extensive research, but it can be extremely lucrative!

Admittedly, my favorite sport is soccer. I am Portuguese and baseball was foreign to me when I began following the MLB a few years ago. However, as a statistics fanatic, I immediately fell in love with baseball. There is no other sport with more relevant statistics and comprehensive analysis than baseball! For the 2012 MLB season, we launched a totals prediction

system with progressions that were successful more than 98% of the time. It has taken years of research, but we finally perfected our over/under system.

## Five Steps to Creating a Winning MLB System:

1. Understand MLB rules
2. Find a winning formula
3. Determine the system type
4. Extensive back testing to ensure successful long-term results
5. Implement proper money management tools

## Understanding MLB rules

Being a baseball fan is not a requirement for developing a winning sports investing system. However, a comprehensive understanding of the rules will benefit your system.

Understanding how the game is played and knowing the key statistics can be crucial.

### **Helpful Resources:**

Official Baseball Rules (2012 Edition):

[http://mlb.mlb.com/mlb/downloads/y2012/Official\\_Baseball\\_Rules.pdf](http://mlb.mlb.com/mlb/downloads/y2012/Official_Baseball_Rules.pdf)

MLB Statistics Glossary:

<http://sports.espn.go.com/mlb/news/story?page=stats/glossary>

## Finding a Winning Formula

Because of the wide array of trends and analysis available, there are multiple factors to consider when determining a system's winning formula. In our over/under system, the most important criteria are pitching statistics, hitting statistics, and recent over/under trends for a given team.



### Pitching Statistics

Most MLB analysts dedicate their time to analyzing starting pitchers. The performance of a starting pitcher has more influence over the final result of a game than any other parameter. Unfortunately, analyzing starting pitching is one of the most difficult elements of a winning system because of the many statistics available.

It can sometimes be difficult to interpret the relevance of starting pitching statistics. For instance, the performance of a starting pitcher against a particular team over their career can be a misleading or useful statistic, particularly when a pitcher plays a team regularly. Some pitchers do simply dominate a certain opponent. Others might feel more comfortable in a given ballpark. Some success is driven by the quality of a roster, which changes over time.

In addition to trend analysis, there are a variety of indicators for the relative success of a given pitcher. In our system, wins and losses are not important because the system focuses on game totals. Unlike somewhat arbitrary wins and losses numbers, ERA can directly impact a totals system. Statistics are even available for the OVER and UNDER yield percentage of a given pitcher. For instance, in 2010, nearly 70% of Kevin Correia's starts for the Pittsburgh Pirates went OVER! Knowing this information can help develop a winning system for game totals.

### Hitting Statistics

When dealing with game totals, runs scored and runs allowed are extremely important when analyzing two teams. Teams that score and allow high run totals tend to go OVER when their opponents have a similar style of play, while teams led by pitching and defense tend to go UNDER when playing a similar opponent.

Giving consideration to the caliber of each team's lineup is a simple way to lend balance to a winning totals system. Injuries, slumps, and benched superstars can also impact the efficiency

of a lineup on a given day. If a high-caliber lineup is slumping or a key player is injured, there is nothing wrong with staying away from a risky OVER bet. If a weak lineup is hot, the UNDER may not be a good option. Hitting statistics and run total trends are a crucial part of a team totals system.

### Team OVER / UNDER Bias

The way a team behaves in terms of OVER and UNDER

Baltimore (2010)



Chicago White Sox (2009)



Oakland (2008)



Miami (2007)



LA Dodgers (2003)



percentage over the course of a season is a crucial parameter to our system.

In 2011, game totals involving the New York Mets went OVER nearly 60% of the time. The Mets played 162 games, 92 went OVER, 64 were UNDER, and six pushed. This includes games where a pitching matchup would obviously lend to an under total. As such, the New York Mets were extremely profitable in our system for 2011.

If you place a bet on the OVER for \$100 in each New York Mets game during 2011 season, you would have won more than \$2,000 without applying any other filters.

Other examples of teams with very high OVER% or UNDER%:

### **Determining System Type: Flat or Progression?**

There are two types of successful betting systems: flat and progression. After developing criteria and filters for a system, the next step is to designate whether your system will be more successful utilizing risky progressions or consistent betting approaches.

In a **flat betting system**, a wager is consistent with every bet. With varying confidence, you can alter your unit size, but a typical flat betting system utilizes the same wager size for every bet. The key to a flat betting system is that you do not chase losses in a progression. There tends to be less immediate risk in this system, but it carries a much lower win rate.

In a **progression system** you start with an A bet, your first bet of a designated size. If you lose, you proceed to a B bet and bet the amount lost in bet A plus any profit the progression is expected to deliver. The system continues with every loss, with each new wager absorbing the size of any lost wagers plus what you hope to win. Typical progression systems are usually ABC or ABCD betting systems. My OVER / UNDER system is an ABC system.

#### Flat Betting System

Pros:

A flat betting system protects your bankroll. Barring a horrible losing streak, a flat betting system rarely places a bankroll in danger. With consistent, winning selections a flat-betting system can be productive over the long-term.

Cons:

With a flat betting system your bankroll won't increase as

rapidly as it would with a progression system. A flat system is unlikely to lose quickly, but it takes time to generate significant profits. Elite handicappers typically win with more than 55% consistency. With such a win rate, a flat betting system will be profitable eventually, but it will take some time.

### Progression Betting System

Pros:

The main benefit to an aggressive progression system is that a bankroll will increase very fast with successful picks. Proper money management and discipline make using a progression system is extremely lucrative, though it can be risky over the short-term.

Cons:

The biggest detriment to a progression system is the elevated risk associated with a progression. If you use an ABC progression, one series loss is essentially the equivalent to eight losses using standard totals odds. This may seem exceedingly risky, but when you create a consistent system with a high win rate, profits can aggressively grow a bankroll.

My O/U% system has a winning rate of 98.1%!

## Back Testing

After constructing a system, it is important to test how the system would have performed in the past.

A winning system must be tested over a span of many years to verify its accuracy. If your system performs consistently over the years, the odds are higher that it will have similar success in the future. The key to testing a system is easy access to archived data over a significant period of time. If you create a system with a complex formula or a system that utilizes uncommon data and filters, it will be difficult to find archived data. My advice is to keep this process simple.

## Implementing Proper Money Management

Money management is one of the most important elements of a winning system. Most amateur sports investors fail because they don't properly implement money management principles. Money management is particularly important in progression systems where risk can be elevated!

First you should determine the size of your bankroll and the size of your standard betting unit.

For example, let's say that your starting bankroll is \$1,000.

For a flat betting system you might decide that your unit will be 2% of your initial bankroll. Using a typical flat betting system, you would risk \$20 with every wager.

In an ABC progression system, bet sizes follow the layout of a given progression and the odds associated with each pick. Typically, a progression system calls for a one-unit bet in bet A, 3 units in bet B, and 6 units in bet C. If a progression fails to bet C, you'll be risking a total of 10 units in most cases.

If the unit size is \$20 for a progression system, you could risk up to \$200 if a progression reaches a C bet. In this particular example, \$200 represents 20% of the initial bankroll. If the potential risk is too great, you can decide to decrease your unit size to fit your risk profile!

Some obvious but very important advice on money management:

**NEVER bet more than you can afford to lose!**

When developed carefully and implemented with proper money management techniques, a winning system can be extremely profitable and fun. Good luck, and always remember that sports investing is a process. With long-term goals and a successful system, winning is inevitable!

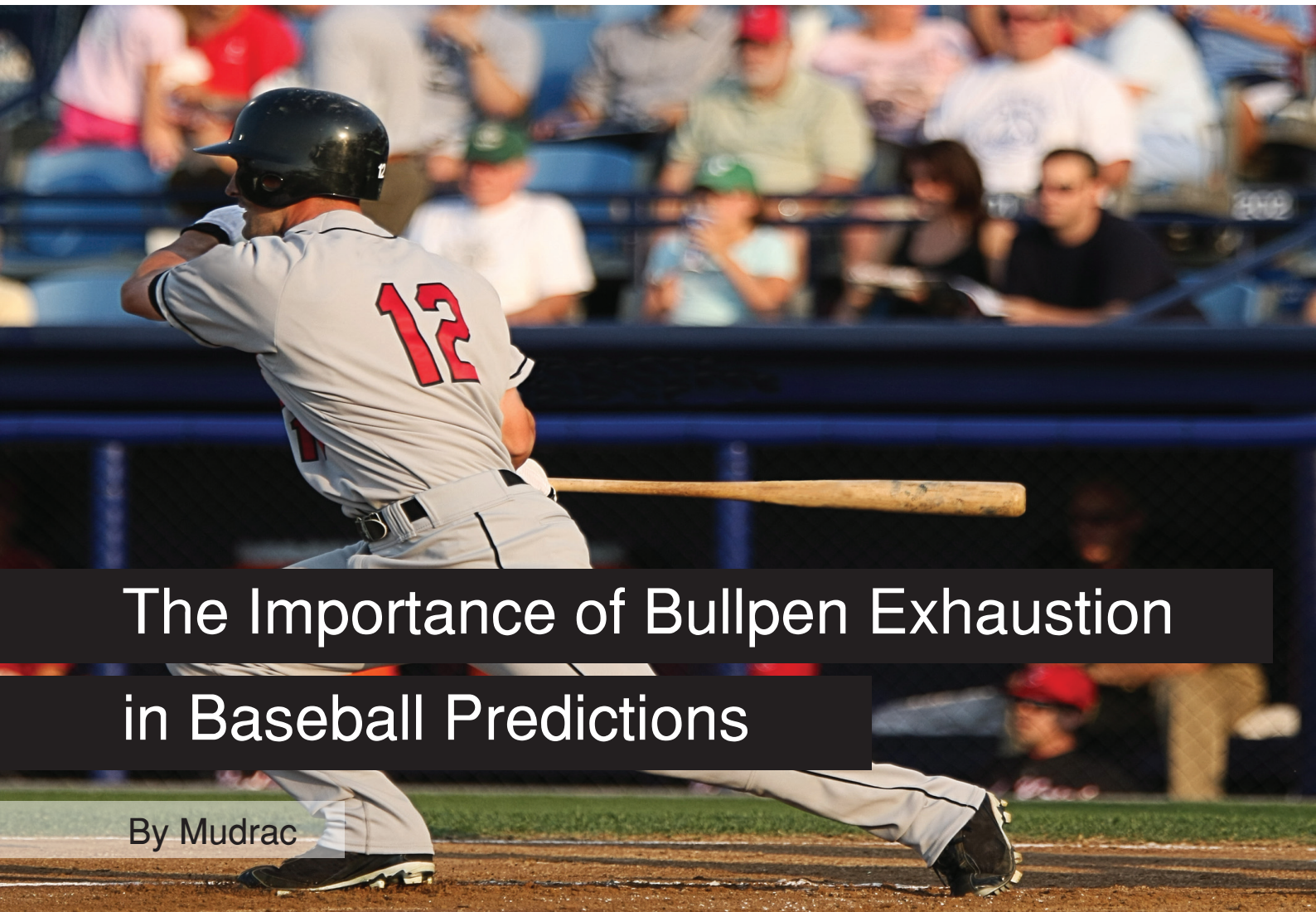
## Results

Using the methods described  
above with Zcode system,  
Joao made

**+\$4,828**

on Total System!

You can follow Joao on Zcode VIP club: <http://zcodesystem.com>



# The Importance of Bullpen Exhaustion in Baseball Predictions

By Mudrac

There is little doubt as to the importance of starting pitching when analyzing and predicting baseball. Nothing influences the outcome of a game and the value in a betting line as directly as the performance and reputation of a starting pitcher. In the modern baseball era, however, it is unlikely for a starting pitcher to dominate an entire game, regardless of ability and stamina. Bullpen analysis is often overlooked, but of great importance when developing a winning system for baseball predictions.

Baseball can be extremely volatile and frustrating for novice sports investors. A bullpen can squander an incredible pitching effort or salvage a lost start. Bullpen analysis can help identify late-game pitching liabilities in order to mitigate the risk of a

dangerous pick. When combined with other tools, it can also help guarantee the security of a game.

Bullpen pitchers are typically confined to limited action, but their successes and failures tend to be decisive. While information about bullpens is typically limited to a few key factors, bullpen analysis is a crucial supplementary tool for any sports investing system. Years of research has proven the importance of bullpen analysis. Bullpens with frequent use can be vulnerable regardless of talent, while fresh bullpens tend to perform best. It is important to consider the talent and exhaustion levels of a bullpen before placing a wager.

## Mudrac's Bullpen System

The bullpen system has a role as a filter for the many tools and expert opinions available in the Z Code community. By reducing risk, the system helps sustain profits. It is a simple complementary system, but extremely valuable when evaluating a potential wager. When other parameters align, the bullpen system is used to help determine wager size or make a decision to avoid a dangerous investment.

The system is based on analyzing starting pitchers as well as recent bullpen performance to predict the volatility of a wager. If a starting pitcher is consistent and frequently pitches deep into games, a team is likely to rely exclusively on their best bullpen options. The general fatigue of a bullpen is less important when an ace starts, but the possible fatigue of closer and setup pitchers is crucial. On the other hand, if a starting pitcher is struggling it is likely that multiple bullpen pitchers will be used. When weaker pitchers are starting a game, the overall fatigue and the depth of a bullpen's available pitchers becomes crucial to mitigating risk.

When a relatively weak pitcher starts and a bullpen is tired, coaches are left with limited options. Coaches can allow the starting pitcher to throw more innings than usual in order to



rest their tired bullpen for upcoming games, or use middle relief options early and allow a tired bullpen to work many innings. In this instance, the bullpen system can suggest a heightened level of confidence when betting against an already weak pitcher. If a strong pitcher is starting, but the important pitchers at the back of a bullpen are fatigued, the bet becomes riskier and value in the line decreases.

Ultimately, bullpen information is most valuable for mitigating risk and identifying confidence levels in a given wager. It is a simple and effective supplementary tool for sustaining profit. The system allows for a great deal of flexibility and user input, but is best used confirming high-value wagers or limiting risk.

Mudrac's MLB system made

**+\$2,800**

on MLB season.

Follow Mudrac's system inside Z-Code Vip Club at <http://zcodesystem.com>



# Mark's Z-Code Filtration System

By Mark DZ

I was once a gambler and not a sports investor. I was the rare exception to the rule, in that I was frequently successful despite lacking proper money management principles and a consistent system. As a professional handicapper I never chased losses, which may have been responsible for my long-term success. I had weeks where I lost 20 units, and months where I won 75. My betting style was volatile and dangerous, but my published picks never had a losing month in hockey. My baseball and football predictions generated a few units of profit each season, but were mostly for fun. I had an admittedly dangerous mindset.

I got my start as a Z-Code expert after two intense rounds of friendly “Man Vs Machine” competitions against the Z-Code

System's computer algorithm during beta predictions. After splitting our competition, the Z-Code System brought me on to help add a human component to their computer-generated predictions. We haven't looked back since.

My system always had one highly successful parameter: **ME**. I never needed anything other than my own evaluations of games to succeed. As a proven, published handicapper, it seems silly to think that I might suddenly find value in a sports investing service like Z-Code. However, after a year on the Z-Code team, I have found endless value in the many tools inside the Z-Code community.

I still bet my own picks, but I allow many parameters within the Z-Code community to filter my picks. Utilizing the many Z-Code tools and parameters have helped limit bet sizes on losing wagers and recognize high-confidence opportunities to increase my bet size. The results have been astonishing.

Last baseball season, my published picks produced only 12 units of profit for the entire season. This season, in the second half alone, my published picks in the Z-Code VIP Forum generated 30 units of profit. The difference was clear – Z-Code tools and parameters clearly had a positive impact on my betting. But how?

The Z-Code community itself has an incredible value. First, the Z-Code algorithm generates confidence levels for every game throughout the season. When Z-Code gave conflicting parameters, I dropped my bet size or dropped the bet altogether. If Z-Code gave some confidence one way or the other and it aligned with my personal opinion, I moved forward with a wager. Underneath each pick is an area for public commentary where experts and members offer insight. I considered the opinions of the community when making a wager. If all Z-Code parameters aligned and expert opinions did not convince me otherwise, I moved forward with my wager.

If I was convinced I was going to make a bet, I used Z-Code tools to filter my selection again. If the tools suggested high

confidence in a bet, I moved forward with a large wager. If tools conflicted with my bet, I reduced my size. Arrogant, I frequently bet low-confidence wagers. Z-Code helped filter my bets and limit bet size.

The tools I use are the oscillators, power rankings, public percentages, and team status. I use the indication from the Z-Code tools as one parameter in my system. The analysis of other experts is another parameter in my system. Lastly, and still most importantly, is my own analysis.

By incorporating Z-Code tools into my system, I generated over 50 additional units of profit in the 2012 MLB season. I was a middling baseball handicapper before Z-Code tools were at my disposal. Now, I consider myself an expert after generating 66 units of profit in one baseball season.

The truth is that the Z-Code System is useful to everyone. Proven handicappers can benefit from adding more parameters to their already successful systems. Amateur handicappers can benefit from the team of experts Z-Code deploys, and the computer-generated predictions and tools. As a seasoned handicapper, I was able to increase my profits. As a Z-Code expert, I was able to reach members in the Z-Code community and share my profitable system. There is no harm to additional tools and parameters in filtering a system. In the end, Z-Code made me money. If you follow it, I am certain that you will make money too.



# Secrets of Handicapping the NFL: How to Find an Edge

By Mark D.

Most of us are probably aware of the movie *Two for the Money*, a failed journey into professional handicapping by an emotionally fragile Matthew McConaughey. His character gets cocky, allowing overconfidence and emotion to rule his plays before falling apart down the stretch before flipping a coin on who will win the Super Bowl. Though just a movie, his story can be very real for some gamblers.

There are two lessons to take away from this movie that I think actually have legitimate value in the sports investing world. First, there is no place for emotion in professional handicapping. Cold, calculating predictions are the only ones that can be successful in the long run. That's where the [Z-Code computer algorithm](#) comes in so handy. It literally

takes emotion out of the game by projecting winners based on only the facts. Emotional handicappers make mistakes, and the computer helps keep you from chasing losses, chasing trap games, and making bad decisions. Utilizing this powerful algorithm as one parameter in a successful NFL system is crucial to the longevity of your profits.

Secondly, Two for the Money famously suggests that the public doesn't know what they're doing when it comes to NFL handicapping. Public money gets games wrong and Vegas survives on their thrill-seeking approach to sports (and the 10% cut they rake on all games). In what was one of the most profitable seasons Vegas has ever had, that seems very apparent now.

So how did we do it? How did we sustain profits through such a terrible NFL season for so many gamblers? How are we 8-2 in the NFL playoffs this year coming into the Super Bowl? The answer is simple; we're not gamblers. My system is one of sports investing and discretion, not of thrill-seeking and big-game hunting.

I filter my NFL picks through a variety of parameters that protect profits long-term and find the games that will produce the best picks each week. Some weeks we have as few as two or three games that fit the system. Other weeks, we attack more games. Discretion is not about quantity; it's about being as selective as possible when choosing your spots. You cannot beat Vegas on every game and you shouldn't try.

My first parameter is public money. I watch to see which side of the game the general public is falling on and how the line is responding to their action. I try to ignore sharp money late in the week because I consider myself just as skillful as they are. I also think sharp money is incredibly predictable in most games. All I am looking for is a trend – that Vegas is pushing the public in an obvious direction. If they are, I pull back my confidence. If no such trap exists, I move forward in my system with confidence. Z-Code Line Reversal Tool from [linereversals.com](http://linereversals.com) provides all the money-monitoring tools I need for my system.

The second parameter is the Z-Code computer algorithm. Before joining Z-Code I found myself betting nearly every game each week. I did not use proper money management, I did not seek consistency – I sought a big thrill of a 12-0 week. Now that I have a computer that helps alert me to where value is and what the likelihood of a cover is, I don't chase. I look for the game where everything aligns and I attack. I also utilize the breadth of knowledge and experience of the Z-Code expert team in filtering my own picks. I have confidence in myself, but know that these handicappers also win on a consistent basis.

**Pick #29053**  I placed it

**Oklahoma City Thunder at Philadelphia 76ers (NBA)** Jan. 25th, 2014 7:30 PM ET Line Value: ★★★★★

Game result: Oklahoma City 103 Philadelphia 91

According to ZCode model The Oklahoma City Thunder are a solid favorite with a 85% chance to beat the Philadelphia 76ers. This prediction has a 5.00 star pick on away favorite Oklahoma City

Point Spread forecast: -6.5 (73%) on OKC  
Total: Under 206 (58%) ★★★★★

**Hot Trends**

- 67% Winning Rate Predicting Last 6 Oklahoma City games
- Oklahoma City won 80% in favorite status in last 5 games
- 5 Stars Road Favorite in Burning Hot status are 3-2 in last 30 days
- Oklahoma City covered the spread 80% in last 5 games as favorite
- Oklahoma City won Last 6 games

**Recommendation B odds**

- Oklahoma City Moneyline (1.41)
- Oklahoma City Spread line (73.33% chance to cover the spread)

**Oklahoma City Thunder**  
Status: Burning Hot  
Streak: W + W + W + W + W + W  
Last 6 Games: 6 W/ 0 L  
Current rating: 1/30  
Total-1 Streak: U + O + U + U + O + U  
Favorite Line Value: ★★★★★  
Point Spread Bet: -6.5 (73% chance)  
Power Rank: 1

**Philadelphia 76ers**  
Status: Ice Cold Down  
Streak: L + W + L + L + L + W  
Last 6 Games: 2 W/ 4 L  
Current rating: 27/30  
Total-1 Streak: U + O + P + U + U + U  
Underdog Line Value: ★★★★★  
Point Spread Bet: +6.5 (27% chance)  
Power Rank: 27


My greatest parameter of my system is obviously my own knowledge. I've been around NFL football my entire life, played sports in college, and know the game inside and out. I see the matchups, I note where I have concerns, and I analyze the games on my own. The key to beating Vegas is diligence and understanding. Watch the weather, watch the injuries and where they create value in a line, see where players simply will not be able to compete with one another. It is important to know team tendencies and how they might play out. Where my thorough analysis meets a public money scenario that is not unfavorable and the computer gives a strong signal, I make a play. Where public money or the computer suggest otherwise, I pull back. I don't necessarily eliminate my play, but I lower the confidence I have in it and act accordingly.

Really, it may sound simple, but that's all it took this season and the past three seasons as a professional handicapper. Everything I do is published and verified, and I feel my system

is at its highest level of sophistication to date. I rely heavily on my knowledge of the sport and share that knowledge with all members of the [Z-Code family](#), but I've grown in other ways. I also use the knowledge of others within that winning community we have built. I rely on the computer to keep my chases to a minimum and evaluate value according to the computer algorithm we utilize on all picks. Lastly, I've learned to utilize some elements of public money tracking to verify the position I should take.

When all parameters of the system align, and my personal evaluation of the game fits the output of the computer, a flat betting system can consistently beat Vegas. While others have wept this year, we've rode a consistent system to solid profits. This playoff season was one of my best ever, and I look forward to more years following the Z-Code algorithm and consistently winning together, as a community, with the rest of the Z-Code family.





# How To Become A Soccer Pro Bettor: Important Stats And Trends from Beginners to Advanced

By Mudrac and Roberto Carrillo

There's no doubt that soccer (also known as football in the U.K., Europe and other parts of the world) is the most popular sport on earth, but how can you become successful if you want to make money betting on soccer?

Every single day, many people who bet on soccer lose their bets because they don't follow simple rules; they don't follow a system, as they go blind with passion instead of looking the facts surrounding the matches.

Let's start with basics and go to advanced stuff! There are 2 types of people betting on soccer: the winners and the not-so-fortunate. The big difference here is how they take a decision when they stand in front of the cashiers to make a bet, or when they hit enter at their favorite online bookie.

Keep aside your passion, don't bet on certain matches just because you love your team, don't risk your money on close games, and keep track of the following:

### **Human factors**

**Performance:** Always check the league stands when you are looking to place a bet, be sure to consider the Away and Home statistics for each team, and the previous head-to-head games between those teams.

**Players:** Ask yourself. Is there any suspended or injured player in your favorite Club? Be aware of pre-game practices and get updates even on match days.

Sometimes, players often recover on day by day basis, and coaches tend to decide if they are ready to go just hours before the game starts.

**Home advantage:** Usually the home team is the favorite by half a goal just because they are playing at their stadium, and they get a lot of 'home attention' from their noisy fans, and they certainly know the field better than the visitor.

But at the same time, if they are facing the league leader, that advantage just vanishes. So, don't fall for that.

**Endurance:** Every winning streak is going to end sooner or later. If you think your favorite Club is good enough to keep the positive results when they are facing Cup, League, Champions and other international games, then it's a certainty that the players are going to be tired.

When World Cup is getting closer, some soccer stars have had a busy agenda with their national teams and Clubs. Consider the fact that 3 days of rest could be ideal for a professional athlete.

**Environment:** Players are humans too! Check the news to follow them, sometimes they could face a loss or out-of-field issues that are going to affect their performance.

Keep your eyes out for a player who is mourning a relative, if he has being sued or if he is immersed in legal problems. When in doubt, don't bet!

### **Money factors and types of bets on soccer**

The most common bets on soccer are the Point Spread and the Moneyline.

#### Point Spread

The Point Spread bet shows a proposition depending on how many goals a Club is going to score, followed by a Moneyline.

Manchester City +2 (110)

Crystal Palace -2 (110)

If you choose to go with Man City, you need to place a bet of \$100 in order to win \$110, but they need to win by >2 goals

Moneyline: The game outcome is the main focus here, and money talks. This kind of bet presents a Moneyline for both teams, also one for a tie.

AS Roma -110

Cagliari +195

Draw +235

By far, AS Roma is the favorite with -110, but in order to win some money, you have to bet \$110 on AS Roma to get \$100.

If you decided to give a chance to Cagliari and they win, you will get \$195 with a \$100 bet, and \$235 if you choose the draw.

You need to know how a Moneyline opens, moves and close to get the best piece of it.

Use Zcode Line reversals on soccer at [linereversals.com](http://linereversals.com) to be able to track the line moves successfully.

Don't just pick Barcelona if they are -1250. You are risking too much to get small profit.

Here are the main points and stats to consider:

1. Be wise, you don't have to bet every single game, choose the Leagues that you know best and if there are half time or second time bets you can protect yourself if the current score is not the one you predicted. Remember, play only when you see good value... patience and discipline are the key.

2. Bet on Leagues and teams that you know. Choose 3-4 leagues and follow them for a while. Collect all info about team strengths and weaknesses, main players, coaches and their tactics, injuries, etc.

3. Use statistics, analyze which leagues have high scoring/ low scoring games, which leagues have high % home wins, etc.

4. Increase your chances to win. Betting on final outcome on soccer gives you 33% chance to win. Use other options:

a) Double chance gives you 50% chance to win : If you play on the home team to win or draw or on the road team to win or draw, you will cover one of two possible final outcomes.

b) Over/Under 2.5 goals : Logically, there are only 2 possible outcomes here, more than 2 goals or less than 2 goals.

c) One team to score a goal : This option can be used on outsiders to score at least one goal for 90 mins vs favorites and there are two possible outcomes too: outsiders scored/ didn't scored goal.

5. You can always play safer picks with push(void) options like:

- Draw no bet...In case of draw your investment returns to you
- Over 2/Under 3 goals

The odds are smaller but so is the risk.

---

Statistics are very important but not the only factor in profitable soccer investment. Do your homework before placing any bets.

**Your checklist** - Always check:

- Home / Away Record of teams and their current form (some teams are very tough to beat at home because they have strong fan support. On the other hand, some teams play better on the road when there is no pressure to win for any cost)
- Goals per Game Scored / Allowed
- Head-to-head between two teams (for some reason, one team is always playing good vs. specific team)
- Check on home team and their record vs. teams of similar quality as their guests and opposite, how road team performs vs. teams of similar quality as their hosts.

**Other important factors to consider:**


- Every team plays lots of games during the season, so if there are a number of fixtures for a team in a short period, that team needs to rest its key players... this is especially true for not-so-good teams with limited quality. Such teams are usually in relegation battle from the start of the season and if there is a Cup game in midweek, they won't give their best in that game. On the other hand, quality teams rest their players and prepare them for Champions League and League games. Every team has their priorities.
- Players condition (are they coming from a big win or big loss? Motivational factors mean a lot in soccer)
- Coach capability (Some coaches are great motivators and can get their players to give more than 100% in some games. Get to know the coaches and their characteristics)
- Team chemistry ( if one team has been playing with almost the same squad over the past few years, then those players are likely know each other very well. If they don't change their defensive or offensive line for a few seasons, you have big advantage)

- Teams style of playing (are they offensive or defensive minded)
- Teams strengths vs. opponents weaknesses : Some teams are very good after free kicks or corners and they tend to score a lot of goals this way. On the other hand, some teams face problems in similar kinds of situations. Some teams have quick players and using counter-attacks and that can be very successful vs. the older and slow teams. You need to analyze this to avoid the common mistakes

### **Fading the public on soccer**

Soccer is one of the most popular games across the globe, which means that there is a huge amount of money wagered on this sport. See where the public is putting their bets and fade them using the line reversal tools from Z-code at [linereversals.com](http://linereversals.com)

All the analysis of statistics and key points mentioned above are done for you by experts at the Z-Code Club. You will find them in the soccer section on the Z-Code member's Forum. So, join [Zcode System VIP club](#) now and follow several professional systems on soccer that have generated \$7,142 in the last 2 months alone!



# How to win on tennis, secrets of pro tennis handicapping and tennis live betting

By Jake Zywiol

## 1. Introduction

Just like any other sport, in order to predict matches in tennis you must hold a great amount of data. Surprisingly enough, tennis can in fact be the most predictable and profitable sport available right now only when you hold the required information about the players. Let me give you an example, when you bet on NHL you analyse number of trends that occur between the two teams, you want to look at their head to head and see how they've performed over the past years, you look at the goalie and the current line-ups. Now here's a problem because an average NHL team is composed of 20 people, essentially you're expecting that on that given day all those players from your chosen team will be capable of beating their opponents. You're depending on 20

people to play on the same level. Now, it's possible that 1 player will have a bad day, perhaps it's the striker who tends to play poorly against the given opponent, from your analysis you didn't look at the players individually but instead you've decided to look at the statistics of the team as two parts players in the zone and the keeper.

The reason why I presented you with such situation is because unlike NHL, in tennis you depend on the statistics and information on two or four players on the court. When betting, you can thoroughly investigate players' current form, accumulated fatigue from matches, their possible injuries; you may even check the latest news about the player by scrolling through the media, perhaps you can find something related to their personal life that may have an effect on the way they play. Let me give you an example of how I run my analysis ahead of a match.

Final of Pattaya Tournament in Thailand between Makarova and Pliskova was played today. Numbers of algorithms from the past 3 years are used to predict the outcome of the match.

Bookmaker	1	2	BONUS
10Bet	1.41	2.85	€200
bet-at-home	1.40	2.70	100€
bet365	1.44	2.75	€50
BETVICTOR	1.44	2.80	€25
bwin	1.40	2.75	€25
Ladbrokes	1.44	2.75	€50
mybet	1.45	2.55	€100
PADDYPOWER SPORT	1.44	2.75	€250
Pinnacle	1.48	2.90	-
sportingbet	1.40	2.75	€100
UNIBET	1.38	2.95	€15
William HILL	1.40	2.75	€25



Let's begin with the odds, the SP on Makarova was 1.38 on average while the odds on Pliskova started at 2.95. Those prices were displayed 2 hours after Makarova's semi-final match against Hlavackova. The moment prices were released 60% of people jumped in on Pliskova's win, the odds at all of the bookmakers began to drop on Pliskova and the following day we could get odds of roughly 2.80. Right before the match however we've experienced the odds to drift in the other direction. This can certainly explain big money coming in on Makarova despite the 67% of people that were betting on Pliskova to win.

Of course line reversals are extremely important ahead of the game, when you're a serious sports investor, you want to make your decisions in the last 10 mins while your research has to be done way before the match, essentially you pick a side and if you see weird line movements you avoid betting on it.

Looking at the two players in more depth, you will realise that Makarova is 28<sup>nd</sup> in the ranking, which is 38 places lower than her opponent. Another big factor is the fact that Makarova is left handed, this means Pliskova's job is to get used to the serves, there's a huge difference between left handed and right handed players, because the majority of players on the circuit are right handed, it's rare for a player to play many matches against left handed players.

Further in you look at the first serve in %, the amount of double faults, their previous opponents, you see how long the matches lasted and determine whether in those conditions, one player will be more tired than the other in the final.

### **1.1 How to start betting on tennis and where to bet**

Over the past years I've been making +150 units of profit each year on tennis every season. With each year the bookies become more advanced and newer betting options become available. Nowadays tennis is available at every bookmaker; there are a number of bookies that are better than the others though. First important thing you have to decide on when choosing a bookie

are their voiding rules. You see in tennis there are matches from which players withdraw, it's natural, happens mainly due to injuries picked up during or before the match. Players can't continue to play their best for whatever reason and they decide to withdraw. That's most bookmakers will void the match no matter which player gets to progress, however there are bookmakers that set their own rules and some of them don't void matches.

Below you can find the table with bookmakers and their rules, underneath the table there's an explanation to each of the headings

Ball Served	1 Set Completed	2 Sets Completed	Match Completed
<ul style="list-style-type: none"> <li>• Ladbrokes</li> <li>• Interwetten</li> <li>• Bwin</li> <li>• Coral</li> <li>• Expekt</li> <li>• Bet-At-Home</li> <li>• Betoto</li> <li>• 888sport</li> </ul>	<ul style="list-style-type: none"> <li>• 10bet</li> <li>• 5dimes</li> <li>• Pinnacle</li> <li>• Unibet</li> <li>• Smarkets</li> <li>• Marathonbet</li> <li>• Panbet</li> <li>• Betsson</li> <li>• Betsafe</li> <li>• Betfred</li> <li>• Betfair</li> <li>• Betdaq</li> </ul>	<ul style="list-style-type: none"> <li>• TheGreek</li> </ul>	<ul style="list-style-type: none"> <li>• 12bet</li> <li>• 188bet</li> <li>• Bet365</li> <li>• Paddypower</li> <li>• BetClic</li> <li>• Betinternet</li> <li>• Canbet</li> <li>• Centrebet</li> <li>• Williamhill</li> <li>• Victor</li> <li>• Tipico</li> <li>• Stan James</li> <li>• SBO</li> <li>• Noxwin</li> <li>• Nordicbet</li> <li>• Intertops</li> <li>• Gamebookers</li> <li>• Diamond</li> <li>• Skybet</li> </ul>

### **Ball Served**

In order for the bet to stand, one serve is required in the match. This means that if one of the players decides to retire anytime after the 1<sup>st</sup> serve, the bet will stand.

### **1 Set Completed**

At least one set needs to be completed in order for the bet to stand.

### **2 Sets Completed**

At least two sets need to be played in order for the bet to stand. If a player reties before the completion of the 2<sup>nd</sup> serve, the bet will be voided (cancelled).

### **Match Completed**

Entire match has to be completed in order for the bet to stand; retirement anytime during the match ultimately cancels the bet.

It is entirely up to you which bookmaker you choose, of course the positive aspects of having an account with for example Pinnacle is the fact that they give you the highest odds possible available on the market, of course if your chosen player withdraws after the first set, this is something you have to be aware of before deciding to place the bet. Ask yourself questions such as “Is the player A fit enough? Has he picked up any recent injuries that may cause discomfort during the match and possible withdrawal from the tournament?”

I personally have multiple accounts; this allows me to get the most value possible from the bets.

- **Pinnacle** offers the highest odds for most of the matches however they lack the live engine that other bookmakers have.

**MARATHONbet** JP: € 956920 Problem

SPORT LIVE TOTO MOBILE

Live bets (34) All Events Events for 2 Hours

**Tennis. PBZ Zagreb Indoors. Men. Singles. Round of 32**

Event Name	1	2	Hcap1	Hcap2	Total under	Total over
1. Cilic, Marin 2. Delic, Mate 2:2 (30:15)	16:00 +37	1.035	14.00	(-5.5) 1.952	(+5.5) 1.86	(19.5) 1.76 (19.5) 2.08

Shortcuts Menu:

All Markets (39)	Main Markets (1)	Handicap Markets (6)
Total Markets (19)	Set Markets (29)	My Markets

Handicap Games

Cilic, Marin	(-5.5) 1.952	(-4.5) 1.444
Delic, Mate	(+5.5) 1.86	(+4.5) 2.80

1st Set Handicap

Cilic, Marin	(-3.5) 4.85	(-2.5) 2.70	(-1.5) 1.222
Delic, Mate	(+3.5) 1.19	(+2.5) 1.47	(+1.5) 4.35

2nd Set Handicap

Cilic, Marin	(-3.5) 2.30
Delic, Mate	(+3.5) 1.83

- Marathonbet** has a wide range of live bets and relatively high odds, competitive to those from Pinnacle. Also you don't have to wait long for the bets to be resolved when betting live. As you can see above, they have a wide range of bets available for live matches, the only downside is the fact that you can't watch those matches.

Challenger Dallas Qual

	1	2	3	SETS	POINTS
NICOLAS MEISTER	1			0	0
CHRIS WETTENGEL	0			0	0

Challenger Dallas Qual Nicolas Meister v Chris Wettengel Game 1 - Nicolas Meister holds to 30

**2ND GAME WINNER**

Chris Wettengel (Svr)	1.30	Nicolas Meister	3.40
-----------------------	------	-----------------	------

**TO WIN**

	MATCH	SET 1
NICOLAS MEISTER	1.36	1.36
CHRIS WETTENGEL	3.00	3.00

**POINT WINNER - POINT 2, 2ND GAME**

Chris Wettengel (Svr)	1.57	Nicolas Meister	2.25
-----------------------	------	-----------------	------

**2ND GAME TO DEUCE**

Bet Slip My Bets

Quick Bet OFF Standard

Selections Odds E/W

Nicolas Meister 1.36

Stake To Return 0.00

Total Stake 0.00

Place Bet

Instant Games

Blackjack Roulette

- Bet365** has a very good live engine however on singles their odds tend to be quite low. On the other hand they offer doubles matches unlike Pinnacle. Also you can watch some of the match in the top right corner. This is an option most

bookmakers unfortunately don't offer. Bet365 also allows you to watch many other sports while you bet live.

- **Bwin** another bookmaker however mainly used for doubles only as they tend to release the odds fastest so you may catch a bargain before the odds begin to fluctuate.

## 1.2 Live betting


I've been betting live for many years now and it's by far the most profitable method. The reason for that is because I'm able to see the match and analyse the players, their strengths and weaknesses during the match. You can see if their single handed backhand is just not working today, you can see if the player is tired, if they have any injuries which are haunting them during the match.

Monthly I make about 30-50 units on tennis from Live betting only. There has never been a month where I've made a loss.

The great disadvantage of betting live tennis is the fact that you can clearly see what is happening on the court at that given moment, where as with pre-game bets you're only predicting of what will happen. All of the live bets get released inside the betting room visible to the zCode members. This makes it easy for people to follow the bets and make money with me.

A number of systems were developed to make the most out of live betting inside zCode, most recently a progression system turned out to be the most profitable form of betting making roughly 15 units on the successful days.

With this saying, we're off to a great start with 45 units of profit on the first month of the season, with confidence going further into the season, which will become more and more predictable up until the US Open.



# From Bettor to Investor: owning your Sports Investment Company

By Peter Parker

Imagine having a business where you wake up in the morning, stretch your arms and legs and just ease into the day. You get up early, with no alarm, because you are excited about the great day ahead. You head downstairs to have your morning juice or coffee and glance over yesterday's sports results on your iPad, biting into a freshly baked croissant, before tucking into scrambled eggs and salmon. You look around, breathe in deep and smile to yourself realising what a great day you anticipate.

For the next hour, you take some 'me-time', with your headphones on, you relax listening to light motivational, educational and inspirational quotes from your audio player. What you are doing is simply your daily mental warm up,

exercising your brain, ready for the days work. What is amazing about this life style is that this is a regular occurrence, a routine you love and a habit so many people would be envious of. And yet, following your mental workout, you still have time to be able to spend the next hour or so in the gym, go for a bike ride or a brisk walk before hitting midday.

Visualise at 12 PM, you get down to business by reviewing today's sports events, you are looking at the NHL, NFL, NBA, or whatever sport you like, pinpointing two or three games that will be played later in that day or evening. For the next three hours, you crunch some numbers, you pass data through filters and apply logic and common sense to strengthen some pre-determined algorithms. After your three hours of work, you click a few buttons on your PC, you communicate with a few colleagues and peers, you make a few decisions, and then move, electronically or physically, a proportion of money from one account to another. Your work is done. You then take the rest of the day off to mix and mingle with friends and family. And tomorrow will be a similar relaxing enjoyable fun day.

Welcome to your life, as the owner of "Sports Investor International".



# Sports Investment Business

I get asked all time if it's possible to run sports betting as a business? Can you actually make a healthy, enjoyable, sustainable living out of sports betting or we are just a bunch of gamblers trying to raise our profile? I am in the enviable position of entering this industry with a new perspective, a new view, a new vision, being completely green from betting. I have only ever entered a betting shop a couple of times in my life and that was for a major sporting event and the usual 'gut-feeling' gambles.

I took upon a task to enter into sports investment as a business. I love sports, I love what money can bring, and I am fully conversant with how a business operates. I thought to myself, "hmm, this is an opportunity...", and what I am about to share with you can be replicated by you!

I looked at this business from two angles. Firstly, I wanted to simplify things, looking at it from a traditional business point of view, such as a coffee shop. I was aware that, when starting a traditional business, I would require business expenses such as an opening balance sheet, working capital for staff costs, daily stock costs, rent etc. The aim of the business is to sell coffee and make a monthly profit of, let's say, 20%. This means I sell coffee/sandwiches/cakes over the course of a month and I make 20% net margin. With a sports investment business, it would be no different... similar aims, whilst the expenses would have different names. I could align costs to business requirements such as, bank roll, bets/investments, support costs and software including Zcode Systems.

Secondly, I compared the potential of the business. How hard would it be for a complete beginner to enter this world and make a true living? Whilst I am not a stock broker, I am familiar with stocks and shares, the forex markets and long-term investments such as ISA's, pensions and saving plans. So, I looked at the similarities: If I was to become (or hire) a stockbroker, or to become (or hire) a sports investment broker,



which is easier to do: place an investment on a sports game between two teams with only one possible outcome, a Win or a Loss. I will only place this investment after following a simple structured step-by-step process that highlights an edge to find the winner; or is it easier to try to find an edge in a corporation listed on the NASDAQ or the New York Stock Exchange? With the stock market, you would have to understand about the company, its products, the market, the competition, the management team, their research and development, forecasts, pipeline, cash-flow, debt structures, sales team, contracts, the economy, etc. To me, this is clear; finding an edge on a sports game is far easier than finding an edge on a listed company.

With the access to software, systems, websites and social media, you have all you need at your fingertips. With only two teams going head to head, I see this opportunity significantly greater in sports investing in comparison to taking your money to a stockbroker or investing yourself in the stock market.

So here we have it! You are now a proud owner of a Sports Investment Company, you are not a bettor or a gambler. Your company finds an edge on a sports game and invests in an opportunity, with an element of risk, and with the aim to receive a monthly profit margin of 20% or higher. Your job is to select a game, find an edge, minimise that risk and maximise the return.

The success of your new company comes down to 4 core elements:

- 1) **Find a game to invest in**, an edge on a forthcoming sporting event. Without placing an investment you have no business. This task is vastly simplified with tools and systems available today, such as Zcode system, and this is almost on auto pilot.
- 2) **Mind-set**: changing from a gambler or random bettor to an investor and a business owner.
- 3) **Money Management**: a critical element in any business. In sports investment, it is particularly important to understand targets—what is the business model trying to achieve,

wagering—how much to place to achieve your desired target, value—the value of the investment opportunity, and loss recovery—what is your strategy and the process following a loss.

4) **Working capital** to allow you to invest. If you do not have the capital large enough to place the investment to achieve your goals and targets, again you have to adjust your business in some way or you have no business.

I'm not going to cover how to select an investment opportunity in this article, there are plenty of tools and resources available, and I have already mentioned systems such as Zcode that are invaluable to your business. Therefore let us look at **Mind-set**. It is critical in any industry how you treat your business, how you become disciplined in your business, and how you follow the rules of business. It is particularly important if you have a business where large amounts of profit can be made or lost at the touch of a button. By having a newly found Sports Investment Company, you're moving away from 99% of other sports bettors. A sports bettor or gambler would typically play multiple bets on multiple days of the week regardless of an edge. When they have a loss, they try to find another bet on the same day to recoup the loss as quickly as possible. As a sports investor, you may play multiple bets on a particular day, but also, you may decide not play a bet for days on end as you only invest in the opportunities where there is a clear edge. Following a loss in the game, where you see your bankroll decline, as an investor you have clear mind-set and the process to recoup the losses over a well thought-out and defined timeframe. If you compare this to both the coffee shop and the stockbroker, following a bad day of sales or stock market, both businesses do not chase a loss; they simply up their game over a much longer period. A coffee shop owner who has had a bad day selling their products is immediately behind the monthly target. However, they don't try to recover those losses the following day. They simply try to sell a few extra cups of coffee every day for the next two to three weeks, recouping their loss without risking everything. Similarly a

stockbroker doesn't try to recover their losses in one day following a fall in the market.

We have to break the normal mind triggers that cause unnecessary actions. It is this change of mind-set, realising that this is a business, not gambling, that will set you apart from the rest. After only 21 days of working like this, a healthy habit or pattern will be formed and I promise you, you won't look back. This is what will take you away from being a random bettor to running your own sports investment company. Incidentally, a major factor to loss chasing is because we see our bank roll every day. Seeing your bank roll decline causes this negative emotional feeling and therefore we search for a remedy as quickly as possible, hence we chase our losses. A bank roll increase makes us feel good, a decline makes us feel bad.

To help, I want you to again think of the Sports Investment Company you have started as this will enable you to keep you focused. If we look at when we invest in stocks and shares, in saving plans, in bonds, in gold, we don't study the daily fluctuations of the investment. But believe me, there is a good chance such investments have had plenty of peaks and troughs. If you take a look at any stocks and shares chart, you see ups and downs, but over a longer period, you see the growth hopefully. When you take the coffee shop business, we see our cash-flow and working capital bob up and down to accommodate bad sales, stock purchases, rent etc. Yet again, this is normal in the business world. In sports investing, too many times we let our emotions overtake logic. Therefore, we have to condition our minds and constantly remind ourselves of these other businesses and that the goal is not daily, but, more realistically, monthly or even longer. We treat this as a Sports Investment Company and we are growing our fund over a longer period of time.

This leads me to **Money Management**, a vast subject that we could discuss all day. Let us break this down to a simple format. For the longer term growth of our fund, our profit, our business, we need a defined target. Every real business has

one. I am not talking about “I want to be rich” or “I would just like a little more money”; I am talking about a true target. A true target needs to be **Specific, Measurable, Attainable, Realistic** and **Time Bound**. Your target is a personal individual choice but for simplicity let us use an example:

**Specific:** say, \$5000 per month (short term)

**Measurable:** is it measurable? Looking at a typical investment opportunity we place, we can calculate how many bets need to be won based on the value of the bet and the size of the wager. For example, 20 winning bets producing \$250 will enable us to achieve our target. We can subsequently calculate the size of the bet based on the daily odds the opportunity gave us. This is, therefore, clearly measurable.

**Attainable:** Using the tools and systems in place, achieving 20 winning selections in a single month is reasonable. Where the opportunities are less frequent, then we can adjust our investment size to accommodate: e.g., if there were only 10 bets that had the edge, we would need to win \$500 each time. So, we would simply roll up the daily budget not used from previous days allowing us to have a greater daily budget and return. We would never exceed the daily budget under any other circumstance. It is clearly attainable.

**Realistic:** With a starting capital of “X” thousands and talking into account a potential downturn in success, the cash-flow can sustain “Y” bad investments in a row. This is highly unlikely with the systems, structure and processes in place, but nonetheless, it is manageable should the event occur; we feel that this target is realistic.

**Time Bound:** This is a short-term goal to be achieved every month for the first 6 months of the business. Beyond 6 months, we will increase the goal by 5%, and continue to do so every 6 months.

Implementing a simple yet effective money management process and target allows us to stay focused and keeps us on the right track. Importantly you will see what is required to

achieve your goals and plan accordingly. If you do not have the working capital (bank roll), for example, then you simply scale down the operation until you do. No different from a traditional business, even if you did not have the capital to open a coffee shop. If you could not open it, you would scale it down. Critically, remember that once your target is set, you must never exceed your daily budget or spend, unless it is clearly defined in your plan. Breaking these rules of the money management plan will break your business.

**Loss recovery and wagering:** Whilst these two actions are linked, they are different. And I highly recommend you spend some time and thought into allocating a specific section of your Sports Investment Company's Money Management plan to focus on loss recovery. Let's face it, we are going to have losing days; investments that don't play out the way we forecasted. But from a psychological point of view, that is now ok because we are now focused on 30 day cycles; we don't need to worry about this any longer; we are not watching our bank roll fluctuate on a daily basis. That said, we do need a process to accommodate a loss. Without one, we can slip into a frustrating bank roll fluctuation or, what I call "bounce", where our investment fund struggles to grow.

So how do we accommodate such losses? Well I personally try to detach the link between wagering and loss recovery as much as I can. Loss recovery and wagering has to have some bearing on each other, because of your working capital. Your bank roll needs to be able to facilitate and sustain a number of losses and recovery plays. Therefore a calculation needs to be done in tandem. All that said, if you had zero losses, your wagering would be simple, right? You would place a bet, the same resulting return or the same resulting bet size would be consistent and that would be it. Gradually you may increase your bet size to slowly increase the bank roll, but not much else.

Therefore we have a Business Growth Strategy, where over time we increase the size of each investment to grow our fund, but we also need a Loss Recovery Strategy, that helps us to

manage losses and recover the investment. In reality though, a loss is a loss is a loss. When the business closes for the day, if you invested on a game and that game is lost, then the investment is gone. There is no magic to getting it back. But if we look strategically at our 30 day (or even longer) investment cycle, then we can recover that.

There are 3 core recovery plans that are often used in sports betting:

**1. Do nothing.** You ignore the loss and simply wait for another win. This can be more than adequate for high “value” investments, where the odds are 1.8 or greater, but on lower risk lower value investments, where the odds are around 1.5 or lower, then doing nothing can cause a lot of bank roll fluctuations and bounce. This can cause frustration and doubts tend to creep in, and we move back away from being a business owner to chasing bets. Incidentally, this is often thought of as Flat Betting, but it is not. You can do nothing following a loss in any wagering system, even if you are increasing your bet size every day following a win (i.e. advanced progression system).

**2. Progressive Recovery.** This typically follows an A, B, C and even a D betting model. It is based on the controversial but widely used Martingale System, where you “double” or “treble” the size of your investment following a loss. The double or treble would be dependent of the Investment Value and odds. The idea is, if the A bet loses, you double up the stake on the B bet. If B wins, you have recovered your loss in one go. This sounds appealing as you can quickly reset your bankroll. However, if B loses, you double again on your C bet, and so it goes on, usually ending at a D bet.

When placing small wagers in relation to your starting bankroll this seems ok, but if you are investing \$500 on an A bet, your investment would need to be at least \$4000 should you get to level D. If that loses, you reset back down to an A bet, therefore this loss has a big impact on your bankroll.

Your D bet is 8 times your standard play, and this can have a significant bearing on the choices you make. From a psychological point of view, you could make rash and imprudent decisions.

**3. Soft Progression.** There are a number of variations of this, but in essence it is having a longer period of time (more bets) to recover the loss. Rather than trying to recover your loss in one single B bet, you assign the loss over say the next 3 bets (by dividing the loss by 3 and adding it to the next three bets). This is ideal for low risk wager systems where you are highly unlikely to have two or three losses in a row. And if you did, it is not an issue anyhow as you would simple apply a soft progression to the total loss.



Remember... you are, in effect, hiring a sports investment broker, so if you are “following” someone else’s investment advice, then how they suggest you place the wager can be decoupled from the loss recovery strategy. For example, I utilise a team within Zcode Systems to give me expert advice and highlight my investment opportunities.


I am “provided” with a pick. Whilst they may suggest how much I bet, and how much my bets should increase following a win or a loss, I personally let the expert concentrate on the opportunity, and I run my company, including the wagering strategy and loss recovery process that suits my business. We can not determine a right and wrong way to manage loss recovery. It needs to suit your business model, your goal, your plan! From a personal point of view, in my Sports Investment Company we use an extremely delicate progression strategy that follows the business principles of recovering our profit over a 30 day defined period, once a loss had occurred. This strategy takes into account the value of the investments, the return, the risk and the size of each play. We can simplify the system by dividing the loss by 30 and then adding it to your each standard investment for the next 30 days.

One final point is worth mentioning, I am often asked how much do I bet of my bank roll? That again must be looked at in detail. You need to take into account what kind of investments you are taking (high risk/low risk), your target, how often you invest and the kind of loss recovery strategy you want to follow. Assigning a blind percentage of bank roll again is meaningless if you don't understand the business parameters correctly, and is just as much of a gamble as placing a bet on the Grand National.

So, to get to the lifestyle you dream of and have a Sports Investment Company, you simply need 4 things:

- 1) **Invest** – either do it yourself or have a team such as Zcode to select an edge on a given game.
- 2) **Mind-set** – you need to be disciplined and follow a plan for your newly found investment company.
- 3) **Money Management** is critical and ensures that you have a target, wagering strategy, and loss recovery strategy.
- 4) **Working Capital** to allow your business to open the doors in the first place.

If you follow the well-devised strategies that I've described in this article, there will be nothing to stop you from attaining the realistic goals that you can dream for yourself!





# Conclusion:

## GETTING INVOLVED AND BEING A WINNER

The Z-Code System provides a valuable set of tools for sustaining profits in sports investing. From our innovative analysis tools to our proven experts, the Z-Code System can benefit any sports investor. As a Z-Code expert myself, I have nearly doubled my annual profits by incorporating the Z-Code System into my analysis. As a vocal member in the Z-Code community, I have seen countless amateurs earn profits by following the Z-Code system. Simply put, winning works for everyone.

The Z-Code System produces picks using a proven computer algorithm. Using varying levels of confidence and multiple parameters, Z-Code picks are consistently profitable. Alpha and Delta Trends are proven for over a decade, while the Z-Code Laboratory consistently improves the system in order to stay ahead of the game. Combining Z-Code picks with expert analysis and profit tools is a guaranteed way to win in the sports investing industry.

The VIP Club has expert forums with documented and verifiable results. A comprehensive team of experts will guide you through the four major sports seasons. Z-Code experts interpret trends, explain Z-Code tools, and make winning picks for every sports investor. Joining the members of the Z-Code community means never being alone and winning as a team.

In the end, you can try to win on your own. Bet with caution, though, as most sports bettors lose in the end. As a professional handicapper with years of published predictions, I can tell you that it's certainly possible to win on your own. However, you are leaving money on the table by not taking advantage of all the Z-Code System has to offer. The Z-Code System can improve profitability of even the best handicappers, while helping amateurs sustain profits. Ultimately, the Z-Code

System has something for everyone, offering a stable and proven formula for winning sports predictions.

**Don't wait!** The Z-Code System is **profitable for all four major sports**. Sign up now, start winning, and reap the many benefits of the Z-Code community!

Follow our winning experts in the <http://zcodesystem.com> VIP Club and download free tools like the Oscillator, Totals Predictors and Line Reversals! Profits are right around the corner!

