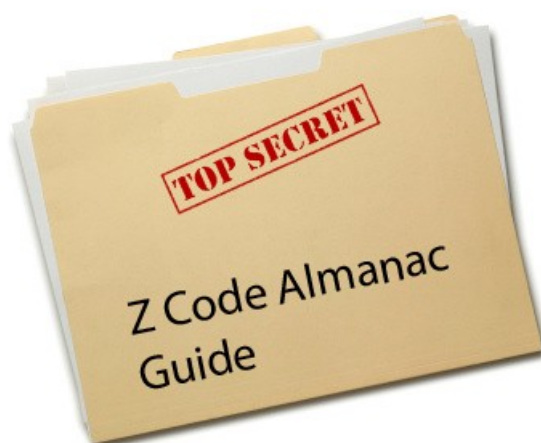


ZcodeSystem.com Presents



Guide v.2.1. The Almanac Beta is updated in real time.

All future updates are included in your membership

What is a Z-Code Almanac?

Today we are really excited to share our progress on the powerful Z-code Almanac development with our premium members.

This is the first time in sports betting where the fully verifiable system is being developed. No nice theories that never work in real life - only proven results tracked since 1999.

Here is how it works. Over the last 11 years we gathered a full detailed database of all MLB, NFL, NHL and NBA game results and odds. Then we decided to apply the statistical analysis and backtest approach - we developed a software that can easily track the system performance and let you choose different types of money management progressions, smart filter and gives you detailed results to let you find the really profitable combinations. The possibilities are really endless and we keep adding new features every single day based on the suggestions of our betatesters-premium members.

The best settings for the system can be saved in **Presets** that you can share with other members and discuss on the private forum!

What is inside Zcode Almanac?

Lets check out what's inside. The first part of Zcode Almanac is an amazing historical database and backtesting software where you can get instant access to thousands of games and results in different sports over the last 12 years which is automatically updated with new games in real time to keep it up-to-date.

And it's really easy to use - simply choose the sport, choose the team you want to analyse and follow, then set a couple of filters (from an ever increasing variety and possibilities) and hit the "Process" button. The system will process all games according to your filters and progressions to show you how your idea would have performed in the past! It will also show you profit charts and advanced statistics.

The screenshot displays the Zcode Almanac interface. On the left, there are sections for 'BASIC PARAMETERS' and 'FILTERS'. The 'BASIC PARAMETERS' section includes dropdown menus for Team (Green Bay Packers), Opponent (Any), Team Level (Any), and Location (Any). It also has date range fields (1 Jan 1999 to 22 Jan 2012), Games count (500), and Money Management Progression Type (Line). The 'FILTERS' section includes Team Status Calculation Setup (If Win-Loss difference) and a checked 'Skip Losing Series (SL Filter)'. On the right, there are several line charts showing performance trends. Below the charts, there is a table with columns for game details and results.

me	25 : 24	-10.5	1.90	Large Favorite	Won	100	L	-100	-100.00	511.71
ay	9 : 16	-3.5	1.90	Small Favorite	Lost	200	L	-200	-300.00	311.71
me	26 : 10	-4.5	1.90	Small Favorite	Won	300	W	+270.27	-29.73	581.98
me	27 : 21	-2.0	1.90	Small Favorite	Won	200	W	+180.18	150.45	762.16


You can play with it and try all kinds of combinations to come up with great ideas and discuss them with other members of the VIP group. You can even save and load presets and share them with others to come up with your very own winning betting system.. maybe even betting Zcode

Performance & Trend Builder

The second part of the Almanac is where you can analyse Zcode's live performance and actual expired predictions and picks. Here you can test the existing hot trends in Trend Builder and develop your own trends, try out different combinations of trends and statuses to come up with the ultimate winning trends.

Performance

Sport: NHL
 Games count: Last 500 Or set Start date End date (Preferred)
 Stars count: 4-5 Stars
 Location: Home Only
 Favorite status from: None to: None
 Underdog status from: None
 Status Weight Delta: On, Avoid games where T Weights for statuses: Burning Cold Down25, Dead Up and D
 Power Ranking Delta: On, Use games with power
 Standings Delta: On, Use games with standi



Recommendations is set

- StrongTeam Moneyline (XXX)
- Negative PointSpread (StrongTeam XX Spread line (YYY chance to cover the spread), StrongTeam: -XXX YYY% Spread line (Based on team status), Good opportunity for -1 or -1.5 Spread Bet on StrongTeam)
- 1 PointSpread (StrongTeam XX Spread line (YYY chance to cover the spread), StrongTeam: -XXX YYY% Spread line (Based on team status), Good opportunity for -1 or -1.5 Spread Bet on StrongTeam)
- Positive PointSpread (WeakTeam +XXX Spread line (YYY chance to cover the spread), Possible Point Spread Bet on WeakTeam +XXX YYY% (Based on team status))
- +1 PointSpread (WeakTeam +XXX Spread line (YYY chance to cover the spread), Possible Point Spread Bet on WeakTeam +XXX YYY% (Based on team status))
- Value bet: Hot underdog team. Bet on WeakTeam moneyline (XXX)
- Good/Low confidence underdog value pick (XXX Stars) on WeakTeam

Date	Sport	Away Team	Home Team	Score
2011-10-29 20:30:00	NHL	Columbus	Chicago	2 : 5

Index in series	Coef	Recommendation	Bet on	Moneyline	Bet	Bet W/L	Profit
1	1*X	StrongTeam Moneyline (XXX)	Winner	1.48	100	W	48
1	1*X	Additional bet -1 on every home winner, NHL only.	-1 PointSpread	2.2	100	W	120

Series (Chicago,StrongTeam Moneyline (XXX)) end due to series Win

Series (Chicago,Additional bet -1 on every home winner, NHL only.) end due to series Win

Date	Sport	Away Team	Home Team	Score	Ov 5	Un 5.5	(1.77)	(1.8)	1.5 / -1.5	Y	4/0/4	11 - 1	Ice Cold Up	Burning Hot	63	231
2011-10-31 20:30:00	NHL	Nashville	Chicago	4 : 5	2.46	-1.63	(1.77)	(1.8)	1.5 / -1.5	Y	4/0/4	11 - 1	Ice Cold Up	Burning Hot	63	231

Index in series	Coef	Recommendation	Bet on	Moneyline	Bet	Bet W/L	Profit
1	1*X	StrongTeam Moneyline (XXX)	Winner	1.63	100	W	63
1	1*X	Additional bet -1 on every home winner, NHL only.	-1 PointSpread	2.2	100	Push	0

Series (Chicago,StrongTeam Moneyline (XXX)) end due to series Win

It's hard to estimate the power of the Zcode Almanac because it gives you nearly endless possibilities!

Basic Concept understanding

When you are developing a betting system you need to consider 2 major things:

- How do you choose the games/picks?** Here you need to do your best to make sure you are getting good quality picks. You may apply different rules and different filters to avoid bad games and losing streaks. However remember that high win probability is not necessary means that you are in profit over the long term! For example if you keep betting only on LARGE favorites you will win most of the times (56% or even more) however what kind of win is that when you risk \$100 to win \$10-20 usd with odds like 1.1-1.2 ? This way you need to win 8 times against one loss to be in profit which is not possible – that's why bookies are making money on people who do that. Remember you'll never get good odds if you play low risk bets on strong favorites.
- What money management plan are you using?** Even poor performing picks can be saved with a clever money management plan. Did you know you can win only poor 25-37% of your games and still be in a huge profit! Some risky money management plans can make you profit if you win at least 1 out of 5-6 games! So remember, money management is the key to success. The basic concept is – put more money on winners and less money on losers.
- Do you use Handicap or Not?** In sports like NFL or NBA the moneyline odds are too small and the handicap is very helpful to make your odd -110 (1.9) with a use of point spread.

Placing winning series in bookmakers

Try to bet one part of a series in one bookie and the other part of the series in another bookie...

Some bookies can detect that you are playing a winning system....so I recommend not to place all the bets of a system within the same bookie.

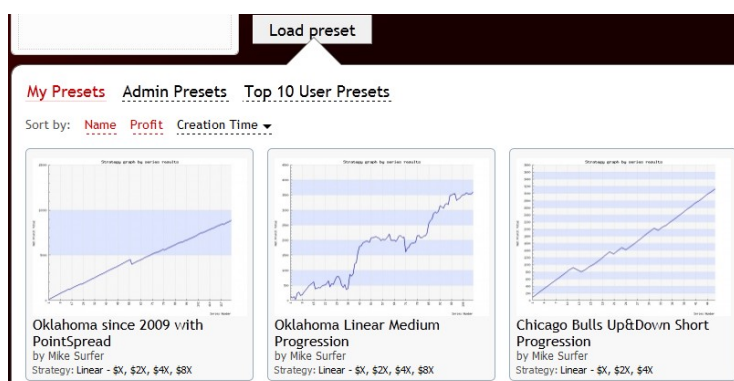
Z Code Betatesting Software Interface explanation

The Z Code betatesting software might look complicated and overwhelming on the first sight. However don't be confused because it is really easy to understand it.

Important: During the course of the Beta we keep adding new features, systems, progressions and filters which are automatically added to your members area.

The main interface consists of 4 parts:

a) System selector - presets



Here you will be able to switch between different systems (presets) that were developed by different users. You will be able to save your own presets as well. Please try to save only best presets to avoid overwhelming the system. This feature will help to share your best presets with other members of the group and also to try other members' presets yourself.

Note: We encourage you to share best presets on forum and discuss them with other members. Each preset has a unique link so it's easy to share it.

Example of link to share: <http://zcodesystem.com/vipclub/nbabacktest.php?preset=20>

b) Basic Parameters

here you set the general settings for your system and find the best settings.

BASIC PARAMETERS

Team:

Opponent:

Team Level:

Location:

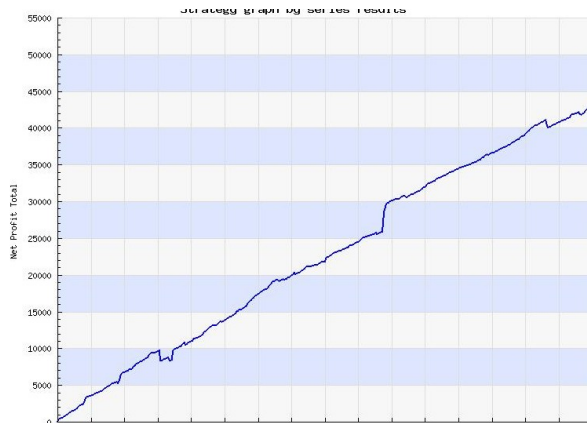
Home / Away

c) **Backtest Results table** – here you see the detailed track record of your backtest and the results.

Backtest Results

#	K	Date	Team	Opponent	Loc	Score	Handicap	Intl Line	Line Status	Game W/L	Bet	Bet W/L
Series 1												
1	1X	2002-11-04	Chicago	Toronto	Away	105 : 109	-2.0	1.90	Small Favorite	Lost	100	L
2	2X	2004-03-31	Chicago	Orlando	Away	109 : 91	-1.0	1.90	Small Favorite	Won	200	W
Series 2												
1	1X	2005-01-05	Chicago	New Orleans	Away	95 : 89	-2.5	1.90	Small Favorite	Won	100	W
Series 3												
1	1X	2005-01-24	Chicago	Atlanta	Away	107 : 82	-4.0	1.90	Small Favorite	Won	100	W
Series 4												

d) **Final Chart and Detailed Statistics** – here you can analyze the results and the chart.



Settings and filters explained

Team Selector:

Team:

Here you choose the main team for your strategy. Unless you are developing the specific underdog system you might want to choose only the best teams for your system. In MLB, for example, the best teams like Boston, Yankees, Cardinals etc tend to show stable results over the last 11 years and can be easily trusted that they continue their stable performance in future. If you base your system on the weak team – one unsuccessful season or a long losing streak can ruin the whole system.

Note: You need to understand that no system can work same good for ALL teams because the level of each team and the stability of its games differ significantly! So don't expect your system work same good for all teams – this never happens. You just need to choose several good teams and develop a stable and profitable system for them!

Opponent

Opponent:

Allows you to choose specific team to see how they performed head-to-head over years or choose "Any".

Team Level

Team Level:

Here you choose the bookie odds level for the team game. You can choose All, Favorite or Underdog. Say if you choose Favorite level – all underdog games will be skipped in your system.

Location:

Location:
Home / Away

The teams tend to play better at home rather than on road (Away). This filter can skip all Away games if you choose Home however the number of games will reduce significantly.

Date range

Date range:

Some sports have extremely long history like NFL (1985), others only recent history (NHL since 2006).

Remember no team performs same all 5-15 years, teams conditions and trends change over years so there is not possible to create set of parameters that could work same great for ALL years. This does not happen in sports. You can filter out bad years and work on the best years.

It's always faster to test the system on a short period like 1-2 years.

Remember, MLB seasons start in April and usually end in the beginning of October. Also remember about September call ups (teams bringing up minor league players) which may decrease the performance of your team in September.

Note: It's good to exclude playoffs time from your test periods.

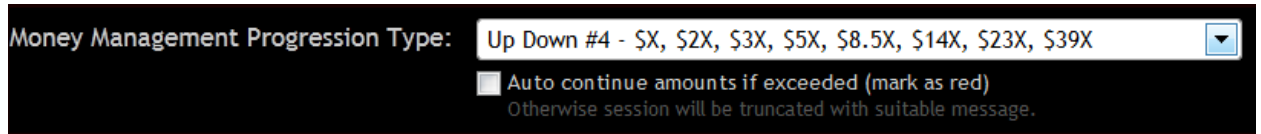
Game count

Games count:
Set 0 to Unlimited

You can limit the number of games using the “game count” feature.

This will speed up the tests.

System Money Management Progression Type



This is the most important part where you choose the type of money management you want to apply. We keep adding more and more types based on your suggestions.

Currently we have the following progressions supported:

- **Up&Down Short: 1x-2x-3x** . This is a very simple and very safe progression because it does not go far in increasing the bet size (points or units) amount. In each series we are looking for 2 wins out of 3 games. If we win game 1 we simply restart the series. If we lose game 1 then we double the point amount. If we lose game 2 we go to the next step which is 3x. If we win it then we go down 1 step to 2x. We keep going up in case of loss and down in case of win until we hit 2 wins out of 3 games. The beauty of the system is that your risk is very limited so it is very safe for your bankroll. The weak part of the system – it is very short so while limiting your risk you are also limiting your potential gains. However you can still produce great profitable combinations with it, for example 12 year system for St Louis Home games:

<http://zcodesystem.com/vipclub/mlbbacktest.php?preset=41>



(tip: apply global series progression to improve results for short progressions)

While it is getting into small local drawdowns every now and then – the profitable trend is really clear!

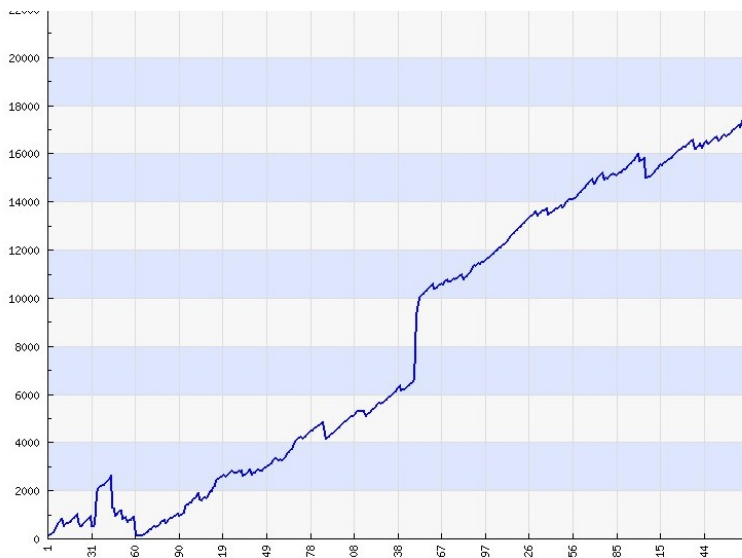
- **Up&Down Middle and Long progression: 1x-2x-3x-5x-8.5x-14x-23x-39x**

These are much riskier but much more profitable money management progressions. If you are ready to put more risk on the stake the reward can be astonishing. To beat the long system your team must lose over 8 times in a row which rarely happens for the strong team when you apply smart filters.

It works Up and Down like in case of a short progression. If we win it then we go down 1 step on the progression. We keep going up in case of loss and down in case of win until we hit 2 wins out of 3 games.

Here is the sample with Boston team on a long progression showing very smooth profitable chart:

<http://zcodesystem.com/vipclub/mlbbacktest.php?preset=43>



As you can see these progressions are really profitable. The weak part – it can go into a big drawdown in case your team fails to show a stable game results over the series or gets into a long losing streak. This will result in a big drawdown which should be filtered out and prevented by the use of different filters:



- **Simple Linear progression 1x-2x-4x** – this simple progression is linear which means it does not go Up and Down. We simply double the points amount like in martingale however we strictly limit it only to 3 steps. To make it work you need to choose a combination of filters the way your team does not usually lose more that 2 games in a row because the series is lost once you get into L-L-L streak. Since the progression is very short the loss does not hurt you badly and can be avoided by the use of different filters. This strategy can work really well with the **Global Series Progression**.

Sample with Boston again:

<http://zcodesystem.com/vipclub/mlbbacktest.php?preset=36>



The chart shows some local drawdowns but a clear up profitable trend. The strategy wont work for weak unstable teams.

Auto continue amounts if exceed (mark as red)

Auto continue amounts if exceeded (mark as red)
 Otherwise session will be truncated with suitable message.

This means that if you check it – it will try to continue the progression forever until a victory to show you how far it might go if you have not limited it.

Just list games

Allows you to simply list all games without any bets and progressions. This is helpful when you are trying to research and learn the team performance or head-to-head games without need for any progressions.

Start Bet

Start bet

Defines the start bet amount in \$, X = 100 for example, then 1X = 100, 2x=200 etc

Global Series Progression Multiplier

Global Series Progression Type:
 Start only after lost series

This is a very interesting money management system which applies a global multiplier over the series, not over the games. This time the multiplier is displayed as 1S-2S-3S etc.

This feature helps you improve your profit significantly by betting the higher amount for the series that come after the losing series because the chance to lose several series in a row is very low.

This feature can even turn a losing or “break even” strategy into a winner!

See:

Losing streaks over Series

Losing amount	Count
1	68
2	3
3	1

This means that a chance to lose 3 and more series in a row (series, not games) is nearly 0. That means that if you double a point amount for the next series after you encountered a losing series you are 99% chance of winning it and covering a loss from the losing series faster!

Remember, before applying the global multiplier you need to develop a stable system first!

Compare:

Same Strategy: Before - After



Without Global Series Progression. Profit 18k



With Global Series Progression. Profit 35k

The Chart became much smoother and much more profitable.

Global Bet Multiplier by Team Level

The idea behind this is simple - we want to put higher stake on games where we play as favorite and less money on games where we play as underdog.

We have 2 options here:

a) **Predefined** constant multipliers:

1.5LargeFavorite/1.2MediumFavorite/1SmallFavorite/0.8SmallUnderdog/0.7MediumUnderdog/0.6LargeUnderdog

This means for bets where we play as LargeFavorite we add extra multiplier 1.5M because the chance of winning is pretty high.

b) **Calculated.** First we calculate the table Distribution of Wins/Losses by Team Level.

then we use the following formula:

$$k = (1 - (0.5 - \text{Wins_Count}/\text{Games_Played}) * \text{risk})$$

where k is the multiplier for each team level.

risk in the formula is a Risk Level variable.

when risk is low the K will be too close to 1.

When risk is high (i.e 3 and more) the calculated K will deviate a lot from 1.

We take 50% as a standard and calculate the deviation from 50% in each side. The results are shown in the distribution table:

Distribution of Wins/Losses by Team Level

Team level	Games	Games,% out of total	Wins	Wins,%	Losses	Losses,%	Calculated coef
Large Favorite (PS)	332	16.21	197	59.34	135	40.66	1.28
Medium Favorite	538	26.27	307	57.06	231	42.94	1.21
Small Favorite	654	31.93	371	56.73	283	43.27	1.2
Small Underdog	386	18.85	183	47.41	203	52.59	0.92
Medium Underdog	130	6.35	55	42.31	75	57.69	0.77
Large Underdog	8	0.39	4	50	4	50	1
Total	2048		1117	54.54	931	45.46	

FILTERS

The smart use of filters will help you to build a successful strategy. The main idea of any filter is to reduce the amount of losing streaks and games and improve your profits.

Make sure you enable Output debug info for filters to see how each filter is working – it will display the helpful debug info in the main table.

Team state (shape) calculation Setup

Team State Calculation Setup If delta Win-Loss in the last games less than we assume that the team in BAD condition

This helps to define the term “Bad condition” for other filters. Pretty much self explanatory. In early version of backtester software it is not used yet.

SL – skip losing series filter

Skip Losing Series (SL Filter) Skip All Games After Running Loses Until Running Wins

Don't skip games if we are:

This filter is trying to find the situations where your team is getting into a losing streak and filter out (skip) the next losing games. For example Skip All Games after 3 Running loses until we get 3 running Wins. 3 Running wins would mean that our team is out of the losing streak and clearly in the good condition again!

The skipped games are shown in grey when you enable Debug information in the main table:

Home	0 : 5	1.71	Small Favorite	Lost	100	L	-100	-100.00	70.78		0 : 1	6 / 6
Home	2 : 4	1.68	Medium Favorite	Lost	200	L	-200	-300.00	-129.22		0 : 2	6 / 6
Home	4 : 6	1.79	Small Favorite	Lost	300	L	-300	-600.00	-429.22		0 : 3	7 / 6
Home	3 : 6	1.59	Medium Favorite	Lost	500	L	-500	-600.00	-429.22	SU	0 : 4	7 / 6
Home	7 : 2	1.61	Medium Favorite	Won	500	W	+304.88	-600.00	-429.22	SL SU	1 : 0	6 / 6
Away	2 : 3	2.15	Small Underdog	Lost	500	L	-500	-600.00	-429.22	SL	0 : 1	6 / 6
Home	3 : 4	1.92	Small Favorite	Lost	500	L	-500	-600.00	-429.22	SL	0 : 2	7 / 6
Home	4 : 0	1.58	Medium Favorite	Won	500	W	+290.7	-600.00	-429.22	SL SU	1 : 0	7 / 6
Home	4 : 3	1.65	Medium Favorite	Won	500	W	+324.68	-600.00	-429.22	SL SU	2 : 0	6 / 6

The filter is very good in identifying the losing streaks however the weak part of it – it may skip a lot of good games this way because it “turns off” slowly. That’s why we have subfilters such as “Don’t skip games if we are” Off Large&Medium Favorite to reduce the amount of skipped games.

SU – Skip unstable series filter

Skip Unstable Series (SU Filter) Don't New Series NOR Continue With a Serie When Lost More Than during the last games

Don't skip games if we are:

Unlike the SL filter, this one is not looking for the losing streaks but tries to indentify and predict the bad condition of the team by counting it wins and losses over the last X games. If we lost too much we try to skip next games unless the number of victories improves which will indicate that our team is out of the bad condition. The weak part of the filter is that it is “delayed” and will skip a good amount of Wins as well along the way.

Results

After the main table you will find the net profit chart and the detailed statistical information of your system.

Win/Loss Series - counts the number of won and lost series

Win/Loss Series

Parameter	Value
Win series count	263
Lose series count	47

Series Lengths - the distribution of the series length.

Obviously the shorter the series the better for the bankroll because you are not getting into a long drawdown.

Losing streaks over all games

The number of losing streaks (consecutive losses of the teams in a row). You need to try to get this amount as low as possible using filters and switches because the long losing streak can kill any good system

Winning streaks over all games

Self explanatory. The more frequently we win the better :)

Coefficient distribution

This shows the distribution of the progression coefs. For example, How often the 3x happened.

This will help you decide the ideal length of the progression.

Net profit stats

This table shows the net profit and the drawdowns

Losing streaks over Series

This table shows the distributing of Losing streaks over Series. That means how often you lost several series in a row. This helps you set the Global Multiplier feature.

What I want you to do next?

Now you know well how the Z Code betatesting software works! Please take your time to learn its features and ask in case you are not sure!

Once you are ready start the research!! Choose the team and try to develop your winning strategy & settings!

Save good presets and contribute your ideas on the system, progressions, filters!

Try to develop the safest systems with the shortest progressions possible! But remember it still must give frequent signals, you don't need a betting system that gives you only 2 bets in 10 years 😊

Share your ideas of the strategies you developed with Z Code and new filters suggestions!

We would love to hear from you!

We'll analyze all your ideas and will try to implement them for you in real time to make the system more powerful!

Send us email with your settings&ideas!! The X-Code development team can be contacted only by email vipbetatest@xcodesystem.com Please do not use general support email, only the dedicated vip betatest email for faster response.

We also encourage you to share the best settings and presets on the private forum and discuss them together!

Now lets start and build the great profitable system together!

Hope you'll get excited too because this system and the backtesting tool is really powerful and can create the real proven systems with 12 years track records!

Enjoy!

Performance Trend Builder

This is the second part of the Almanac is where you can analyse Zcode's live performance and actual expired predictions and picks. Here you can test the existing hot trends in Trend Builder and develop your own trends, try out different combinations of trends and statuses to come up with the ultimate winning trends.

What's the difference between Backtesting Software and Performance Trend Builder?

The Backtesting software is a research tool which allows you to build your own systems, research team performance over years and develop your own systems, settings and save presets.

The Performance Trend builder is an actual Zcode LIVE performance - real picks & predictions offered by Zcode system in the past. It allows you to analyze Zcode performance and hot trends to find the best settings for the next predictions and picks that you will follow. It's not very long yet because the system started LIVE performance in October 2011 so you can't go deeper back in history here.

It's really easy to use:

Sport

Sport:

Choose the sport - more sports will be added in future with the updates!

Number of games to look back

Games count:

Or simply choose the date range

Stars count

Stars count:

The number of stars that was received by the prediction by zcode.

Location

Location:

Remember teams tend to perform better at home

Status filter

Favorite status from: to:
Underdog status from: to:

Allows you to filter out games based on favorite and underdog statuses.

Additional filters

Status Weight Delta: On. Avoid games where Team Status Delta less than:
Weights for statuses: Burning Hot: 200, Burning hot down 175, AVG UP: 150, AVG: Cold Down:25, Dead Up and Dead:0

Power Ranking Delta: On. Use games with power rankings delta more than:

Standings Delta: On. Use games with standings delta more than:

They allow you to filter out games based on Status, Power Rankings or Standings Delta (difference).

Recommendation

Recommendations is set

StrongTeam Moneyline (XXX)

Here you can set the recommendation or several recommendations you want to test.

Additional bets

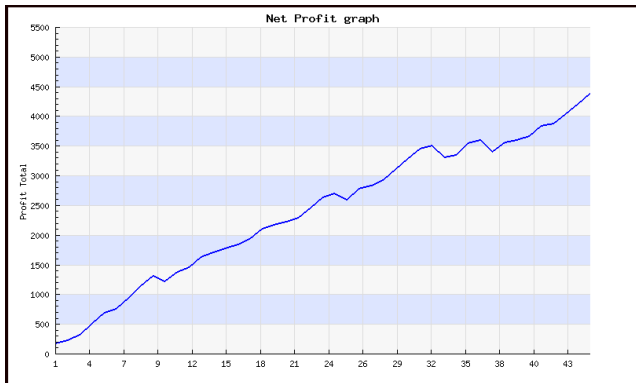
Additional bets

Bet -1 on every home game winner. Work if `StrongTeam Moneyline (XXX)`

Allow you to set additional bets to the main bet such as Team Totals or spreads.

When ready hit Process

In result you will get the details game breakdown, profit chart and advanced statistics



What can you do with the Performance Trend Builder?

The performance trend builder allows you to analyze Zcode actual performance to find out which trends perform the best and how you can get maximum out of the system. If you find a hot trend that performs well in the past there is a big chance that the trend continues so you can ride the winners. That's exactly how we found our NHL 4-5 Star Home winner trend and other hot trends!

Once you find new hot trends we encourage you to share them on forum and discuss with other members!

Enjoy!

Mike, Steve, Ron & Dev Team